

WELCOME!!

A Year in Review

COC GENERAL MEMBERSHIP ANNUAL MEETING

SIGN IN



WELCOME!!

SIGN IN



Wifi:
Guest Wireless
Pswd:
GuestWifi


A Year in Review

**COC GENERAL MEMBERSHIP
ANNUAL MEETING**

BIRTHDAY BOY



Who is that boy?





BIRTHDAY BOY



HAPPY 50TH BIRTHDAY JEFF!



Jeff Njus

Daily Bread, Executive Director
CoC Advisory Council Member

A Year in Review

**COC GENERAL MEMBERSHIP
ANNUAL MEETING**

**THANK YOU TO OUR
MEETING SPONSOR!**



ALLIANCE CYBER

gives





ALLIANCE
CYBER
gives

Protect. Educate. Elevate.

Empowering Communities
Through Cybersecurity Education and Opportunity



Our “Why”

Everyone deserves a digitally secure future

- Founded by our highly experienced staff with a servant heart
- Hackers targeting:
 - Smaller organizations and individuals
 - “Soft” targets – elders and youth
- More inclusion & opportunity needed in tech
- Safety online should be a right

Alliance Cyber Gives: Closing the Gap

Mission 1: Protect Non-Profits with Technology



Keeping the Money with the Mission

Highly affordable cybersecurity and technology services



Cutting Edge Technology

Microsoft 365 security, anti-virus, remote monitoring & management, tech support



Cybersecurity Best Practices

Staff training on keeping the organization cyber-safe,
Cyber strategy insights for CEO & Board





**Community
Education**



**School
Programming**



**Workforce
Development**

Support to Those in Need

Mission 2: Educate and Train the Community



ALLIANCE CYBER

gives

Opportunity for Social Mobility

Mission 3: Elevate through Apprenticeships



Learn Professional Skills

Apprentices work with Alliance Cyber Gives to earn entrepreneurial and leadership skills

Gain Technical Experience

Learn customer support and cyber skills by working with Alliance Cyber Gives customers in diverse and high-paced IT environments

Job Placement

After the apprenticeship, gain assistance to find long-term positions

Contact Us for More Information

Alliance Cyber Gives



Office Hours

Monday – Friday
08:00 – 17:00



Our Address

317 River Edge Boulevard
Suite 208
Cocoa, Florida



Get In Touch

321.345.6233

www.alliancecyber.gives



Follow Us

[Linkedin.com/company/alliance-cyber-gives](https://www.linkedin.com/company/alliance-cyber-gives)

[Facebook.com/AllianceCyberGives](https://www.facebook.com/AllianceCyberGives)



Thank You



**THANK YOU TO OUR
MEETING SPONSOR!**



ALLIANCE CYBER

gives



Housed and Healthy Brevard

AGENDA

BREAKFAST AND MINGLE

WELCOME & INTRODUCTIONS

BUSINESS MEETING

A YEAR IN REVIEW – HOUSED AND HEALTHY BREVARD

COMMUNITY ANNOUNCEMENTS & CONNECTIONS

ANTI-CAMPING HB1365

AFFORDABLE HOUSING SUMMIT – MAY 31, 2024

UPCOMING GENERAL MEMBERSHIP MEETINGS

ADJOURNMENT

BUSINESS MEETING

MEMBERSHIP



Working Together for a Housed and Healthy Brevard.



Join the CoC

Membership

Become a Coalition Member

Membership in the Brevard Homeless Coalition Continuum of Care is open to any individual or organization – nonprofit, for profit, or governmental entity – committed to ending homelessness or assisting people who are homeless or at-risk of becoming homeless within the Brevard County area.

**JOIN
HERE**



MEMBER ORGANIZATIONS

211 Brevard Inc
Aetna Better Health
Aging Matters in Brevard
Aspire Health Partners
Bethel Home Builders, LLC
Bethel SDA Church
Brevard CARES
Brevard County
Brevard County Housing & Human Services
Brevard County Libraries
Brevard County Public Schools
Brevard Family Partnership
Brevard Health Alliance
Brevard Hispanic Center
Brevard Homeless Coalition
Brevard Prevention Coalition
Bridges BTC
Calvary Chapel Melbourne
CareerSource Brevard
Carrfour Supportive Housing
Case Management Services of Brevard
Catholic Charities of Central Florida
Central Brevard Sharing Center, Inc.
Central Florida Cares Health Systems Inc
Christian Housing Ministry, INC
Children's Home Society of Florida
Church for the Beach
Circles of Care, Inc.
CITA Rescue Mission
City of Cocoa

MEMBER ORGANIZATIONS

City of Melbourne

City of Palm Bay

City of Titusville

Cocoa Housing Authority

Community Foundation for Brevard

Community of Hope

Complementary Cancer Care

Comprehensive Health Care

COTG2021 LLC

Crosswinds Youth Services, Inc.

Curative Care Center

Daily Bread

Department of Children & Families

Department of Veterans Affairs

DiscoverABILITY

Divine Real Estate Professionals

Eckerd Connects

Equality & Equity for Everyone, Inc.

Family Promise of Brevard

Florida Adoption Center

Florida Coalition to End Homelessness

Florida Department of Health

Genesis House, Inc.

Goodwill Industries of Central FL

Health First Foundation

Helping Seniors of Brevard

Helps Community Initiatives, Inc. (HCI)

HFH Supportive Housing

Holmes Regional Medical Center

House of Hope

MEMBER ORGANIZATIONS

Housing Authority of Brevard County

Jeremiah's House, LLC

Love INC of Brevard

Life Recaptured

Melbourne First Church of the Nazarene

Merritt Island Presbyterian Church

Mosaic Compassion

Mutual Aid of Brevard

National Center For Innovation & Excellence

National Veterans Homeless Support

New Life Mission

North Brevard Charities

Office of Criminal Conflict & Civil Regional Counsel, 5th

Open Door Concierge Services Inc

Operation New Hope- Space Coast

Our Friends and Neighbors

Our Home is Your Home, Inc.

Palm Bay Citizens Advisory Board

Parrish Medical Center

PGFL Homes

Population Relief International Corp.

Project Response, Inc.

Resilience Housing, Inc.

Resource Center for Disability Solutions

Rise With Hope Enterprise, Inc.

Safe Place Treatment Services

Salvation Army of N Central

Seamless Connections

Serene Harbor Inc

Shattered Pieces Ministries Inc.

MEMBER ORGANIZATIONS

- Simply Healthcare Plans
- Smith's Massage and Physical Therapy
- South Brevard Sharing Center
- South Brevard Women's Center, Inc.
- Space Coast Health Centers
- Space Coast Health Foundation
- Space Coast Ice Cream
- Space Coast TPO
- Steady Town
- Sue M. Pridmore Center
- Sunshine Health
- The Greater Palm Bay Chamber of Commerce
- The Power Of Help
- The RASE Project
- The Sober Pad
- The Source
- The Vocation Depot
- Titusville Housing Authority
- Tooley Community Development Group
- Unconditional Love, Inc.
- Under the Bridge Ministry
- Unitarian Universalist Friendship Fellowship
- United Way of Brevard County
- United Healthcare
- University of Florida IFAS Extension Office
- Viera VA Clinic
- Vietnam Veterans of Brevard
- Volunteers of America Florida
- WAYS for Life Brevard Inc
- West Cocoa Mission Church
- Wings of Grace Ministries, Inc.
- Your Sereniti LLC

MEMBERSHIP



Working Together for a Housed and Healthy Brevard.



Join the CoC

Membership

Become a Coalition Member

Membership in the Brevard Homeless Coalition Continuum of Care is open to any individual or organization – nonprofit, for profit, or governmental entity – committed to ending homelessness or assisting people who are homeless or at-risk of becoming homeless within the Brevard County area.

**JOIN
HERE**



BUSINESS MEETING

GOVERNANCE CHARTER



GOVERNANCE CHARTER KEY REVISIONS

Lead Agency sections added (II. D,E,F)
Housing Committee Addition (X. 5)
Advisory Council Makeup (IV. thru VII.)

ADVISORY COUNCIL APPOINTED SEATS

#	Description
5	One appointee from each of the HOME Consortium government entities (1 county and 4 municipalities) – Brevard County, Palm Bay, Melbourne, Cocoa, Titusville.
2	One appointee from the Transportation Planning Organization (TPO), and one appointee from the Transportation Provider Agency - Space Coast Area Transit, (SCAT)
1	One appointee by our CoCs State-Certified Managing Entity
1	One appointee by the Department of Children and Families
1	One appointee by our Community Treatment Center
1	One appointee by our Federally Qualified Health Provider
1	One appointee by our Community Based Care Organization
1	One appointee by the Brevard Public Schools
1	One appointee from CareerSourceBrevard
3	One appointee from each of the local housing authorities
17	TOTAL APPOINTED SEATS

ADVISORY COUNCIL ELECTED SEATS

#	Description
4	Four elected seats for representatives of housing services providers (i.e. affordable housing developers, affordable housing providers, supportive housing, emergency shelter, etc.).
4	Four elected seats for community services representatives (i.e. Law enforcement, Faith Based, homeless service providers).
2	Two elected seats from the business community (i.e. Private Business, Vocational Rehab, Higher Education, etc.)
2	Two elected seats reserved for persons with lived experience (these seats will come from the recommendation of the Lived Experience Committee)
2	Two elected seats from the health care sector
3	Three elected At-Large seats
17	TOTAL ELECTED SEATS

***At no point can there be more than 25% representation of providers who receive funding through the CoC on the CoC Advisory Council.**

GOVERNANCE CHARTER

MEMBERSHIP APPROVAL

COC ADVISORY COUNCIL



SCAN ME

APPOINTED SEATS

Number seats	Description	First	Last	Title	Agency <i>*funded</i>	Year
5	One appointee from each of the HOME Consortium government entities (1 county and 4 municipalities) –Brevard County, Palm Bay, Melbourne, Cocoa, Titusville.	Michael	Blake	Mayor of Cocoa	City of Cocoa	2022
		Ibis	Berardi	Assistant Director	City of Palm Bay	2023
		Cindy	Dittmer	Community Development Director	City of Melbourne	2022
		Linda	Graham	Assistant Housing and Human Services Director	Brevard County	2022
		Joe	Robinson	Vice Mayor of Titusville	City of Titusville	2023
2	One appointee from the Transportation Planning Organization (TPO), and one appointee from the Transportation Provider Agency - Space Coast Area Transit,	Georganna	Gillette	Executive Director	Space Coast TPO	2023
		Terry	Jordan	Transit Director	S.C.A.T.	2024
1	One appointee by our CoCs State-Certified Managing Entity	Colleen	Cantin	Community Care Coordinator	Central Florida Cares	2022
1	One appointee by the Department of Children and Families	Traci	Klinkbeil	C18 Community Development Administrator	Department of Children & Families	2022
1	One appointee by our Community Treatment Center	Steven	Lord	President and CEO	Circles of Care	2023
1	One appointee by our Federally Qualified Health Provider	Austin	Helton	Chief Executive Officer	Brevard Health Alliance	2023
1	One appointee by our Community Based Care Organization				Brevard Family Partnership	2024
1	One appointee by the Brevard Public Schools				Brevard Public Schools	2022
1	One appointee from CareerSource Brevard	Caroline	Joseph-Paul	Managing Director	CareerSource Brevard	2022
3	One appointee from each of the local housing authorities	Michael	Bean	CEO	Housing Authority of Brevard County	2022
		Brian	Clark	Executive Director	Titusville Housing Authority	2022
		Shauna	Ginn	Executive Director	Cocoa Housing Authority	2022
17	TOTAL APPOINTED SEATS					

ELECTED SEATS

Number seats	Description	First	Last	Title	Agency <i>*funded</i>	Year
4	Four elected seats for representatives of housing services providers (i.e. affordable housing developers, affordable housing providers, supportive housing, emergency shelter, etc.).	Rob	Cramp	Executive Director	* HfH Supportive Housing	2022
		Karen	Curry	Executive Director	* Tooley Community Development Group	2024
		Sandra	Newson	Vice President of Resident Services	* Carrfour Supportive Housing	2024
		Drew	Warren	Executive Director	* Community of Hope	2022
4	Four elected seats for community services representatives (i.e. Law enforcement, Faith Based, homeless service providers).	Stanley	Brizz	Executive Director	Brevard Prevention Coalition	2022
		Joseph	Downs	Leiutenant/Community Outreach Specialist	Brevard County Sheriff's Office	2024
		Jeffrey	Njus	Executive Director	* Daily Bread	2022
		Tara	Pagliarini	Executive Director	* Family Promise of Brevard	2024
2	Two elected seats from the business community (i.e. Private Business, Vocational Rehab, Higher Education, etc.)	Dawn	Bittar	Partner Relations Coordinator	The Greater Palm Bay Chamber of Commerce	2023
		Michael	Cadore	Exec. Dir., Community Engagement	Eastern Florida State College	2023
2	Two elected seats reserved for persons with lived experience (<i>these seats will come from the recommendation of the Lived Experience Committee</i>)	Faith	Hartstock	Peer Support Specialist	Brevard Cares	2023
		Millard	Jones	Consumer Advocate	Consumer Advocate	2023
2	Two elected seats from the health care sector	Angela	Gambino	Senior Clinical Strategict, Director of Housing Pilot	Aetna Health	2024
		Jenny	Garcia, LCSW, CCM	AVP, Behavioral Health	Molina Healthcare of Florida	2024
3	Three elected At-Large seats	Kristy	Stewart	Executive Director	Love, Inc.	2024
		Jarvis	Wash	Pastor, Ready4Work Director Space Coast	Real Life Church/Operation New Hope	2024

17 TOTAL ELECTED SEATS

**At no point can there be more than 25% representation of providers who receive funding through the CoC on the CoC Advisory Council.*



COC ADVISORY COUNCIL

MEMBERSHIP APPROVAL

THANK YOU!!!







2024 POINT IN TIME COUNT

 ***The Results Are In!***

Background & methods

- HUD requires all CoCs to conduct a point-in-time count of all individuals experiencing homelessness in their regions at least every other year during the last week in January.
- To be counted, we use HUD's definition of homelessness which focuses on individuals in shelters, living in situations not meant for human habitation, and unsheltered.
- The Brevard Homeless Coalition, Inc. coordinated the Count this year.
- We obtained PIT data from 3 sources:
 - Complete interviews
 - Observation forms
 - Provider-level data



COMMUNITY IMPACT

#wearethecoc

The Continuum of Care (CoC) conducted the annual count of those experiencing homelessness in Brevard County on the night of January 25th, with residents being surveyed through the 31st.

The PIT Count is conducted by communities nationwide and helps to measure and monitor trends and changes in homelessness on local, state, and national levels. Locally, it helps us to identify the specific needs presenting in our community, as well as the priorities, strategies, and resources needed to address them.

Without the gracious efforts by the community, it wouldn't have been possible!



181 Community Volunteers
participated in the PIT Count



1000 Incentive Bags
made & distributed to residents in need



60 Partner Organizations
participated in or supported the Count



34 Public Schools
participated in surveying families



13 Community Sites
volunteered their space



+1K Sq. Miles
covered by volunteers while surveying



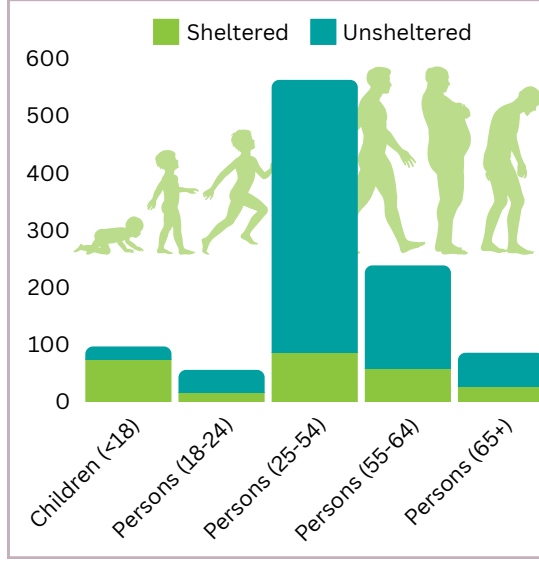
Overview!

BHC 2024 POINT-IN-TIME (PIT) COUNT

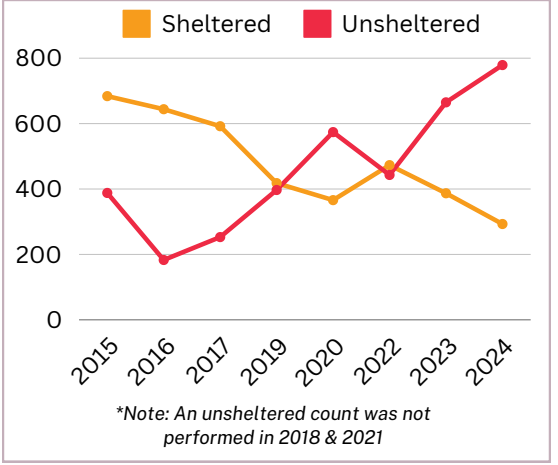
The Results Are In!

BREVARD HOMELESS COALITION

The PIT count is a count of *sheltered* and *unsheltered* people experiencing homelessness on a single night in January. The data below reflects statistics for Brevard County on those sheltered in Emergency Shelters, Transitional Housing, and Safe Havens, as well as those living unsheltered, living in a place not meant for human habitation such as cars, parks, sidewalks, and abandoned buildings.



1,072
people experienced homelessness in Brevard County on the night of January 25th, 2024



2023 1,052 → **2024 1,072** **2%**
Highest Homeless Count Since 2015!

98% **Unsheltered Household Composition**
2% of households contain children, while the remaining 98% contain adults-only. Single individuals account for 88%, and couples for 11%. Only 2% of households comprise 3+ individuals.

↑17% **779 Unsheltered** on the streets or other places not meant for human habitation
↓24% **293 Sheltered** in Emergency Shelters (56), Transitional Housing (227), or Safe Havens (10)

UNSHeltered CHRONIC HOMELESSNESS
2023 207 → **2024 353** **↑71%**
The chronically homeless accounts for 45% of the unsheltered population

Unsheltered persons with MENTAL ILLNESS, SUBSTANCE USE, & PHYSICAL IMPAIRMENTS

Substance Use Disorder (SUD)
2023 166 → **2024 129**

Mental Health Diagnosis
2023 264 → **2024 290**

Serious Mental Illness (SMI)
2023 197 → **2024 165**

Human Immunodeficiency Virus (HIV) - 14 persons with (HIV) - 71% are connected to treatment

63% of those unsheltered reported a **disabling condition**, yet only **32%** receive disability benefits

UNSHeltered VETERAN HOMELESSNESS
2023 65 → **2024 52** **20%**

Racial & Ethnic Disparities
BBI unsheltered homelessness has continued to increase at a rate of 2x that for whites. Despite the disparity, the prevalence of sheltered whites is 2x higher than that for BBI.
Black, Brown, Indigenous, People of Color (BBI)

Fleeing Domestic Violence or other dangerous/life-threatening conditions
2023 68 → **2024 109**
28% sheltered & 72% unsheltered

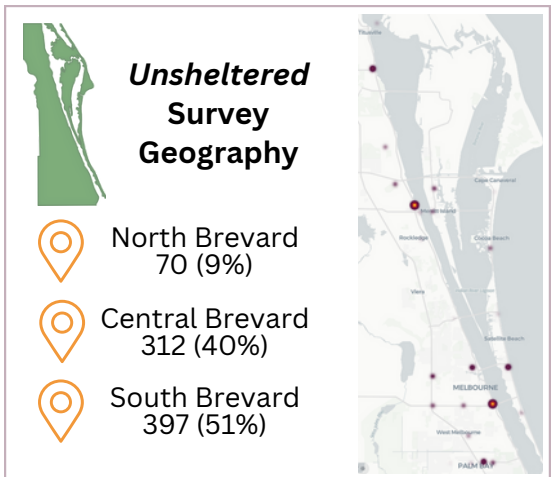
UNSHeltered FEMALE HOMELESSNESS **4%**
Women constitute **33%** of the unsheltered, with a slight increase from **248 to 256**, although their proportion declined by **4%**

Unsheltered Linkages to Incarceration

Unsheltered Persons 85% reported prior incarceration in a county jail and 30% in a state prison	Incarcerated & classified as homeless upon jail entry 83% (58/70) were residing outdoors have a history of arrests for survival crimes 69% (48/70) 34% (24/70) were chronically homeless at entry
---	--

YOUTH HOMELESSNESS

Unaccompanied		Parenting	
Children (<18)	Youth (18-24)	Children (<18)	Youth (18-24)
2023 19 → 2024 11	2023 34 → 2024 31	2023 0 → 2024 0	2023 5 → 2024 8






1,072

people experienced homelessness in
Brevard County on the night of
January 25th, 2024

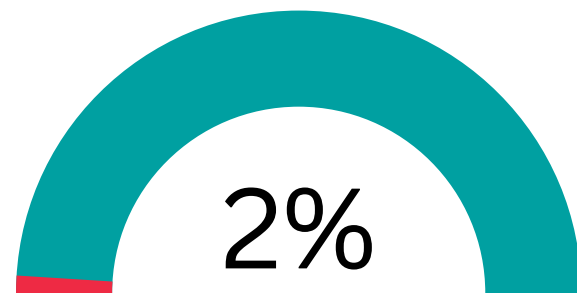
2023

1,052



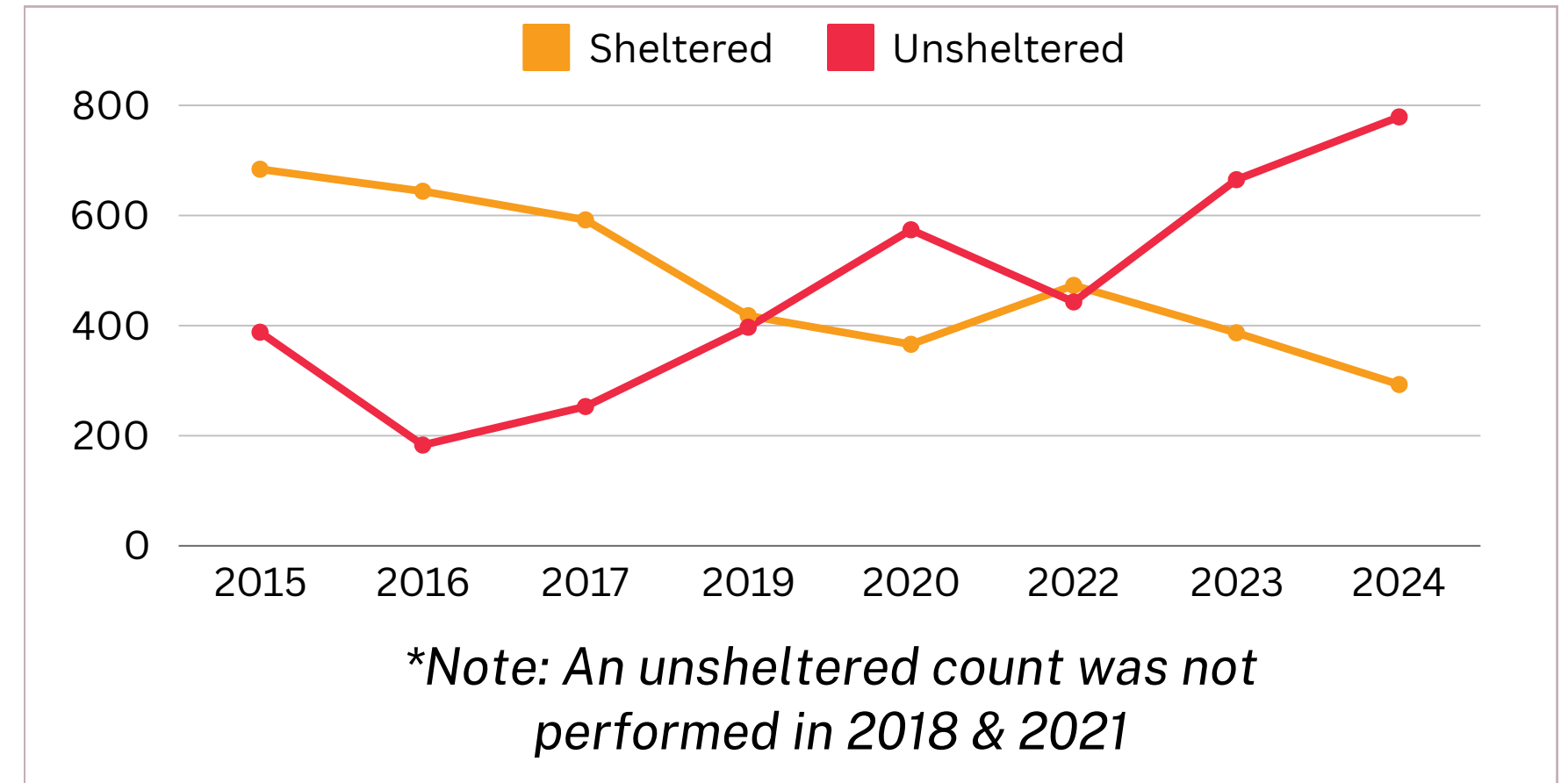
2024

1,072



2%

Highest Homeless Count **Since 2015!**



↓ **24%**



2023

387



2024

293

Sheltered

in Emergency Shelters
(**56**), Transitional
Housing (**227**), or
Safe Havens (**10**)

↑ **17%**



2023

665

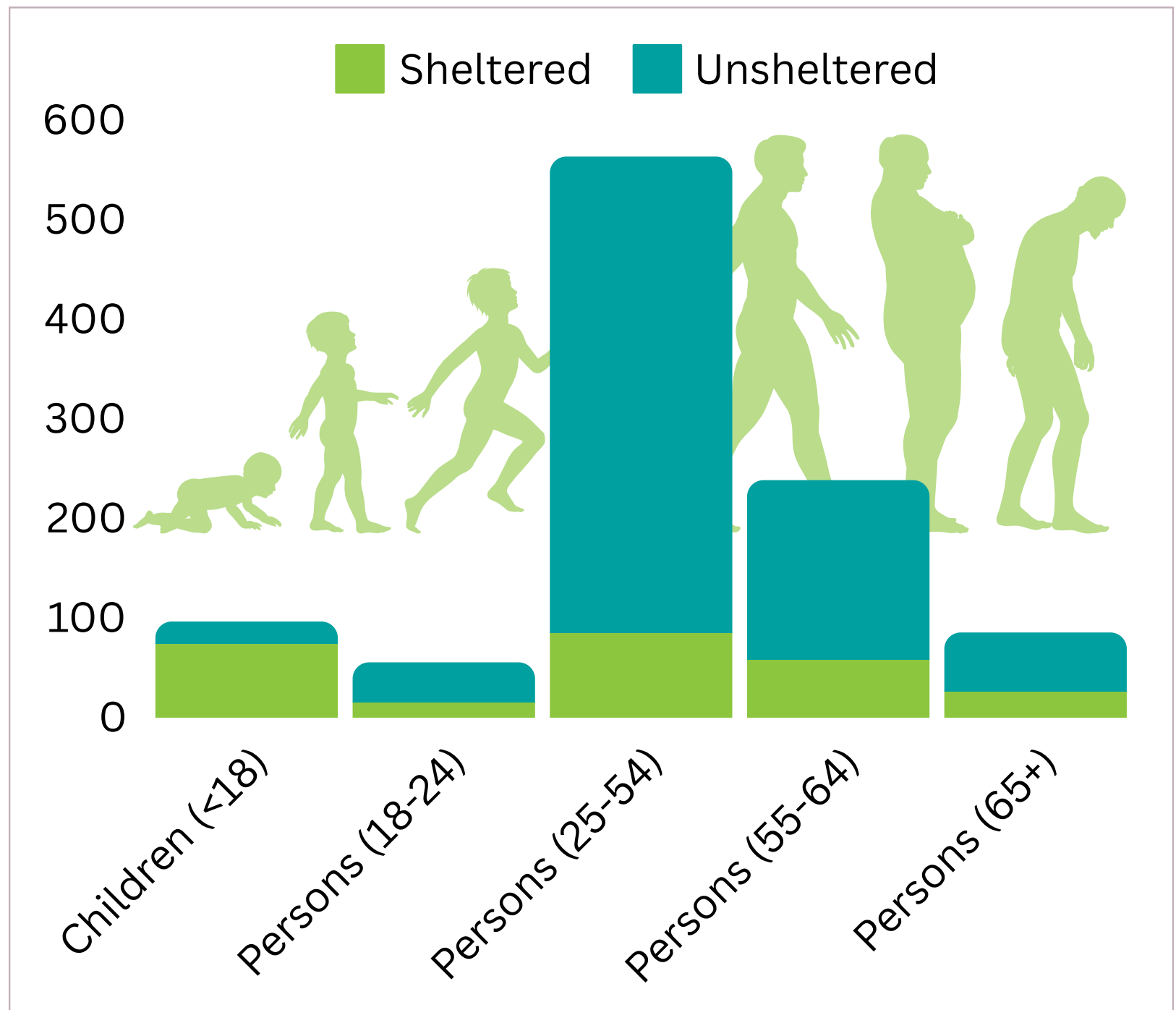


2024

779

Unsheltered

on the streets
or other places not
meant for human
habitation



YOUTH HOMELESSNESS

Unaccompanied

Children (<18)		Youth (18-24)	
2023	→	2023	→
19		34	
2024		2024	
11		31	

Parenting

Children (<18)		Youth (18-24)	
2023	→	2023	→
0		5	
2024		2024	
0		8	

Unsheltered Household Composition

98%

2% of households contain children, while the remaining 98% contain adults-only. Single individuals account for 88%, and couples for 11%. Only 2% of households comprise 3+ individuals.

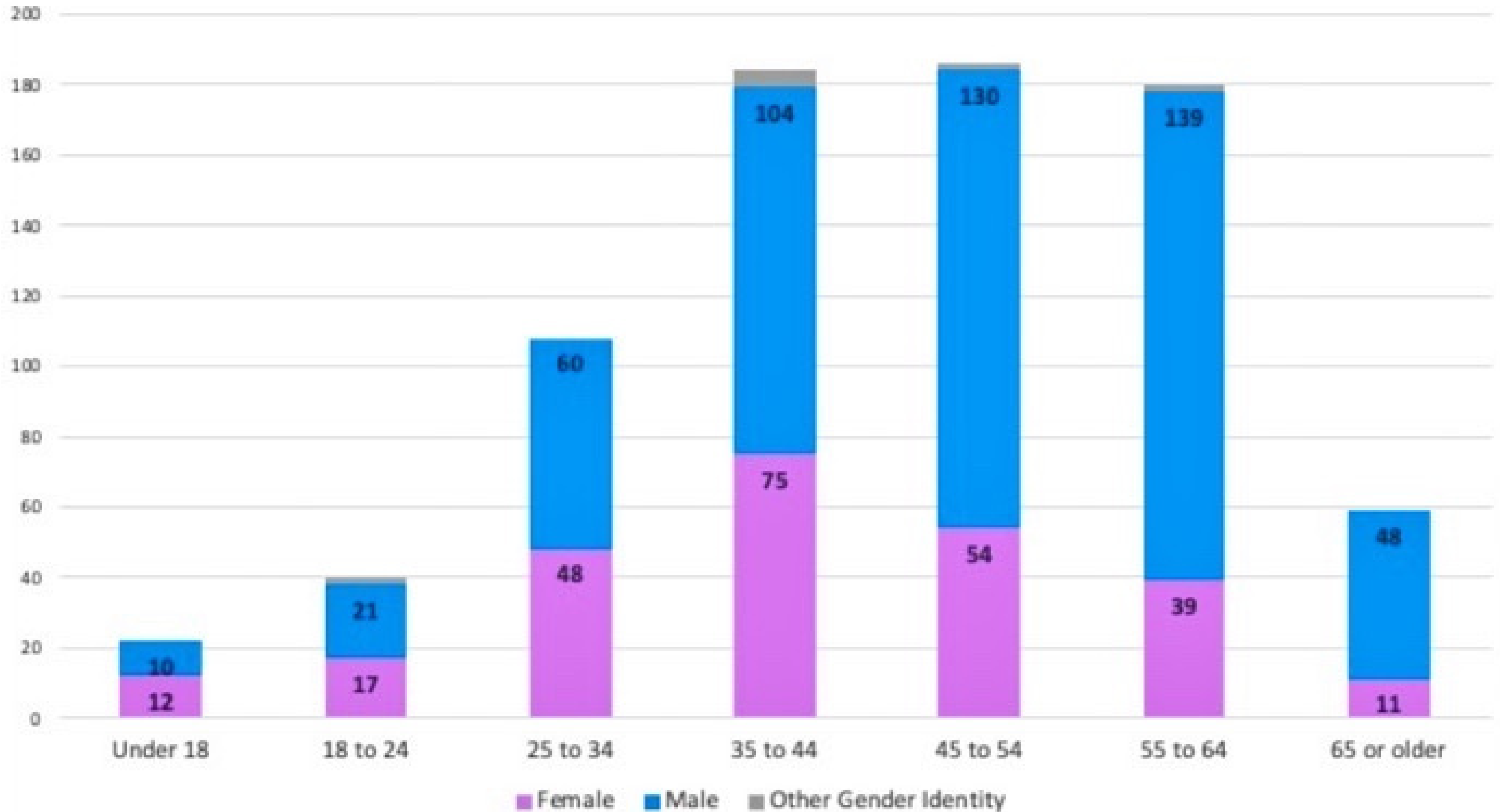
Racial & Ethnic Disparities

BBI *unsheltered* homelessness has continued to increase at a rate of **2x** that for whites.

Despite the disparity, the prevalence of *sheltered* whites is **2x** higher than that for BBI.

Black, Brown, Indigenous, People of Color (BBI)

Unsheltered Population by Age and Gender

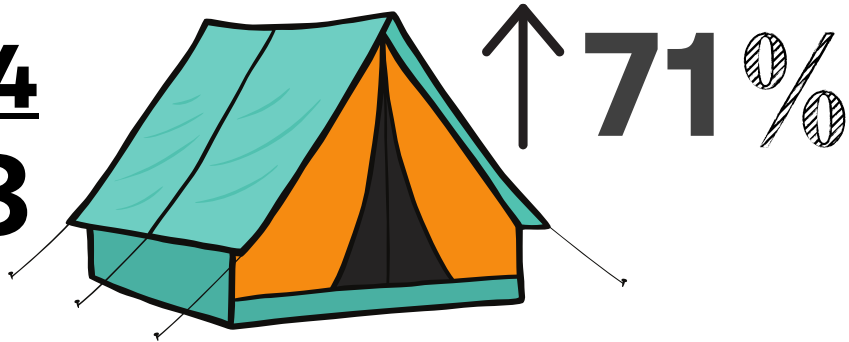


UNSHELTERED CHRONIC HOMELESSNESS

2023
207

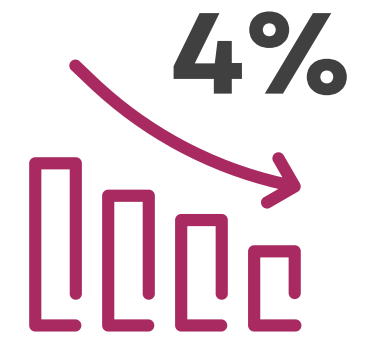


2024
353



*The chronically homeless accounts for
45% of the unsheltered population*

UNSHELTERED FEMALE HOMELESSNESS




Women constitute **33%** of the unsheltered, with a slight increase from **248** to **256**, although their proportion declined by **4%**

UNSHELTERED VETERAN HOMELESSNESS

2023
65



2024
52



Fleeing Domestic Violence *or other dangerous/ life-threatening conditions*



2023 → 2024
68 → 109

28% sheltered & 72% unsheltered

Unsheltered persons with
**MENTAL ILLNESS, SUBSTANCE USE,
& PHYSICAL IMPAIRMENTS**

Substance Use Disorder (SUD)




2023
166



2024
129

Serious Mental Illness (SMI)



2023
197



2024
165

Mental Health Diagnosis

2023
264





2024
290



Human Immunodeficiency Virus

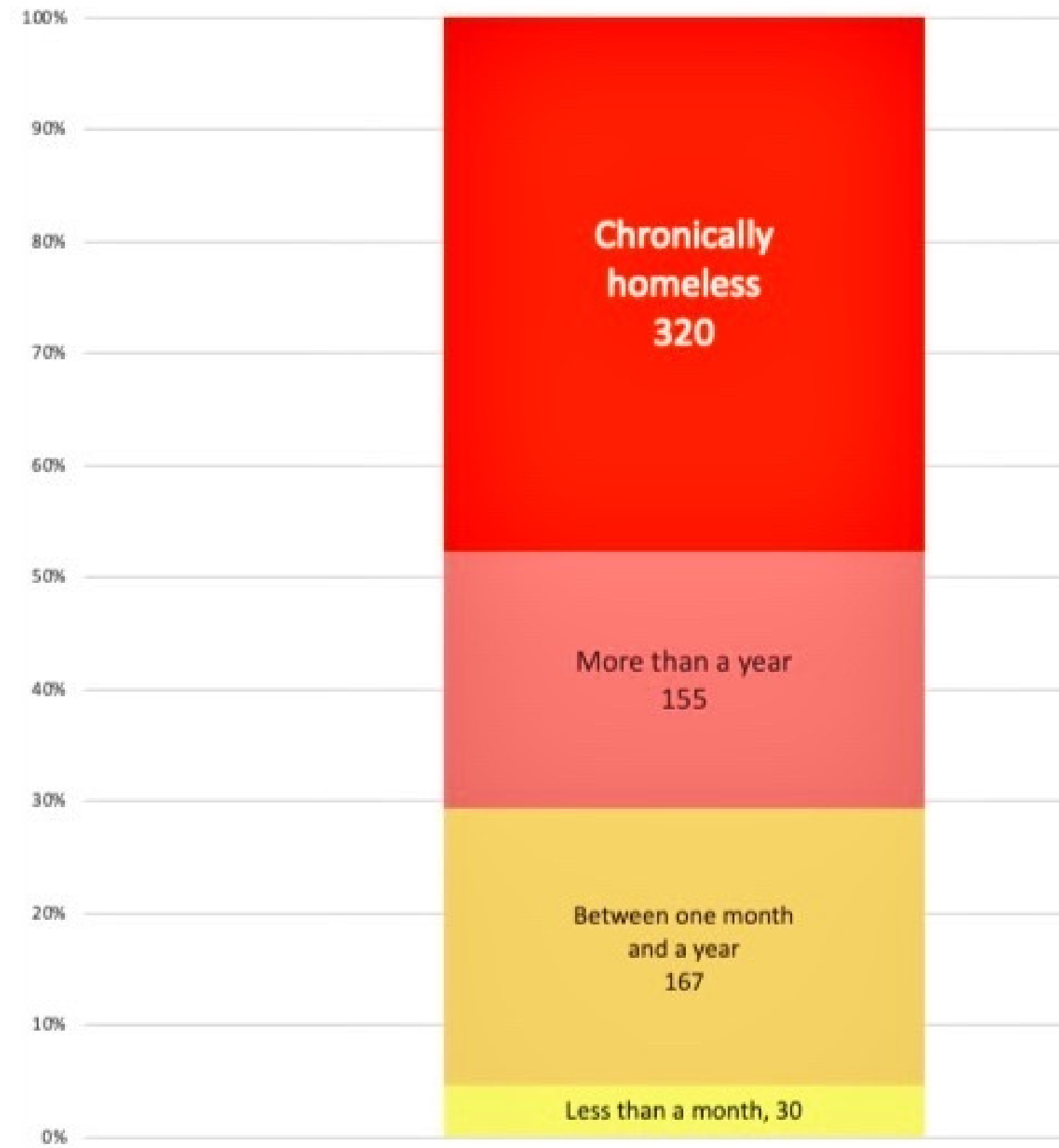
14 persons with (HIV) -
71% are connected to treatment



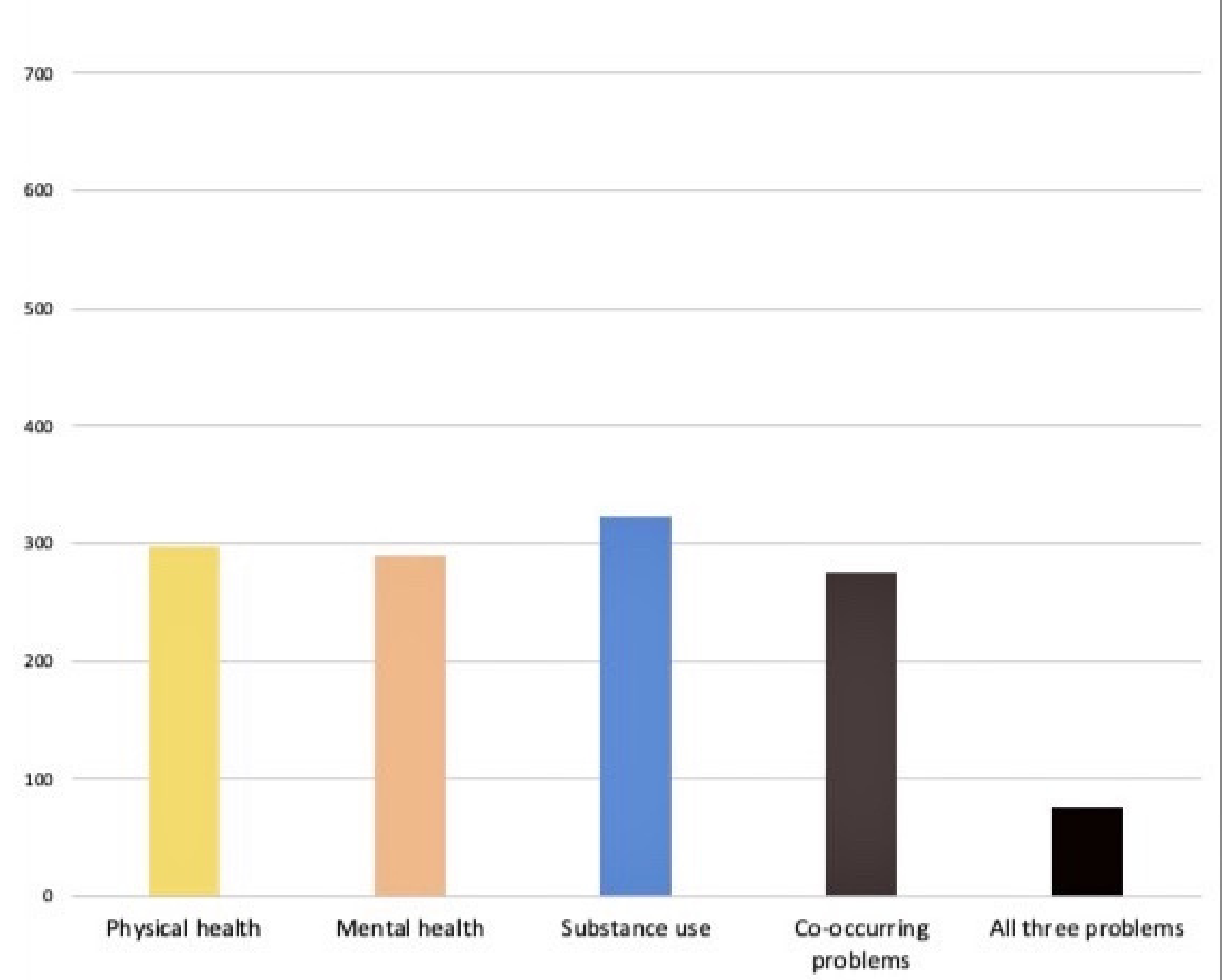
63%

of those unsheltered reported
a **disabling condition**, yet only
32% receive disability benefits

Length of Homelessness Among Unsheltered Adults



Health Problems in the Adult Unsheltered Population





Unsheltered Linkages to Incarceration

Unsheltered Persons


85%



reported prior incarceration in a **county jail** and **30%** in a **state prison**

Incarcerated & classified as homeless upon jail entry

83%
(58/70)




were residing outdoors

have a history of arrests for *survival crimes*



69%
(48/70)

34%
(24/70)



were chronically homeless at entry



Unsheltered Survey Geography



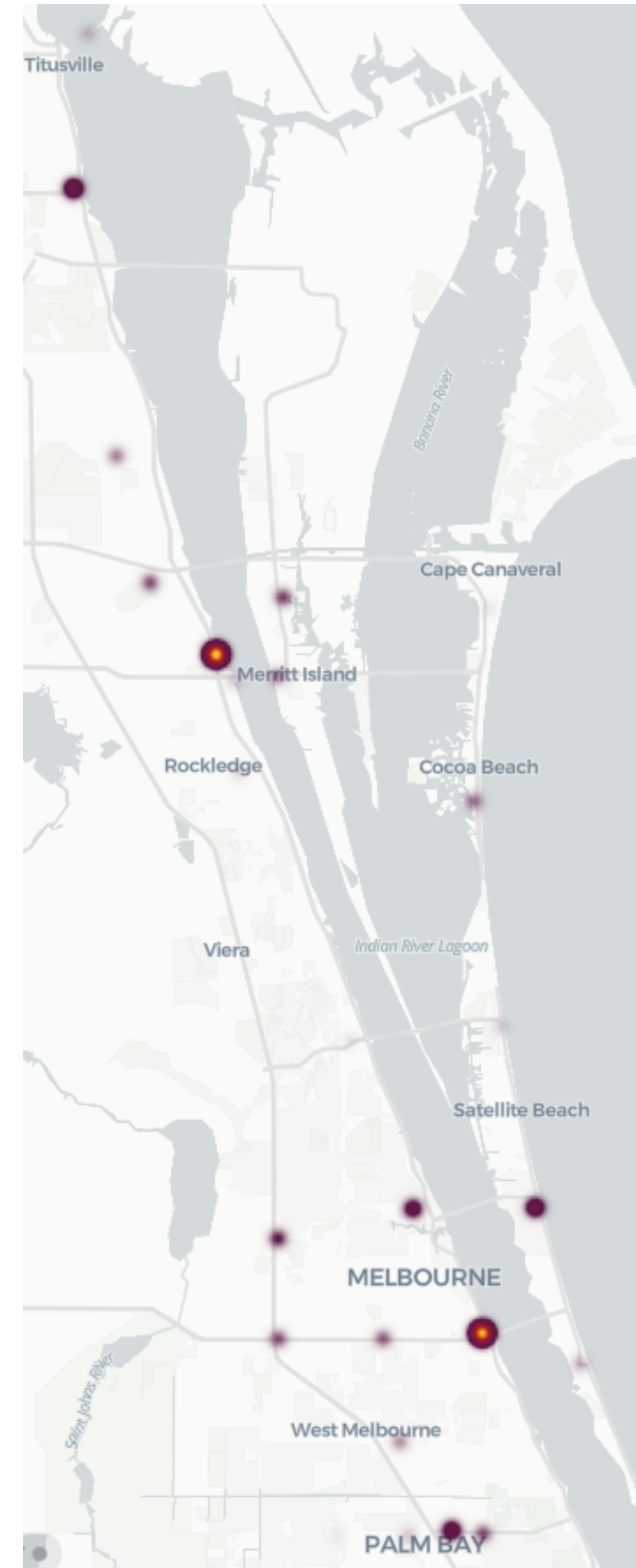
North Brevard
70 (9%)



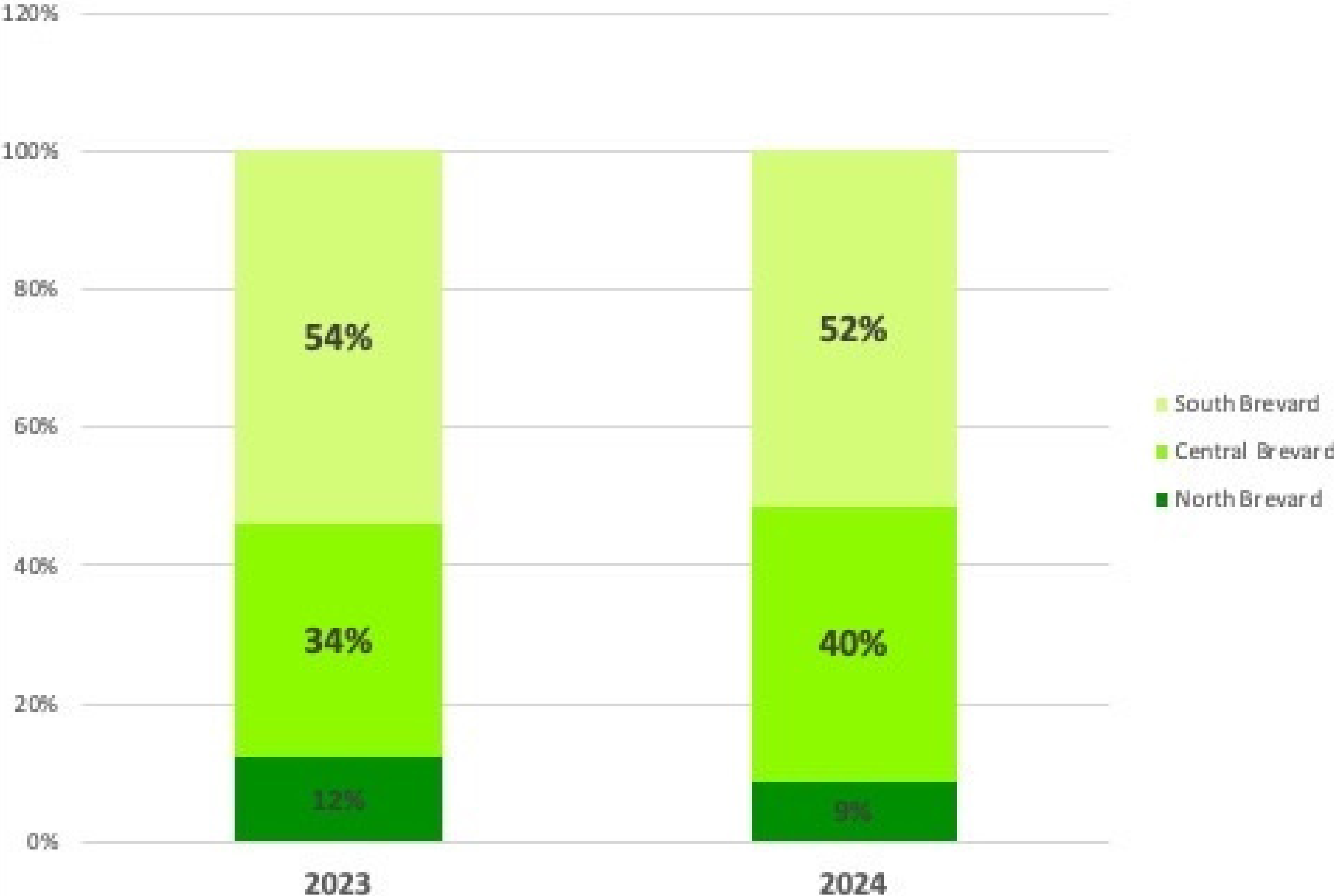
Central Brevard
312 (40%)



South Brevard
397 (51%)



Geographical Distribution of the Unsheltered Population by Year





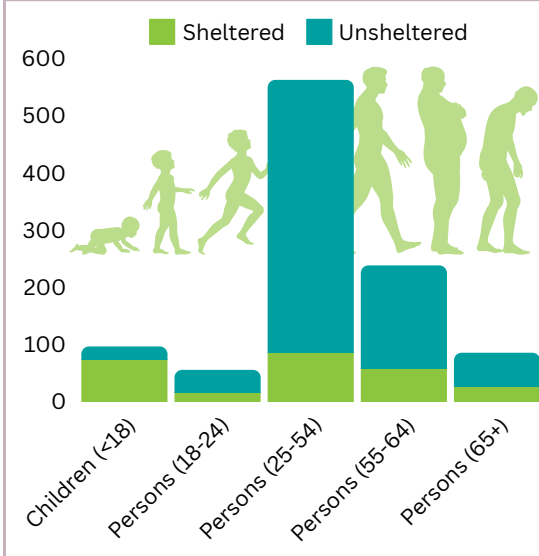
2024 POINT-IN-TIME (PIT) COUNT

The Results Are In!

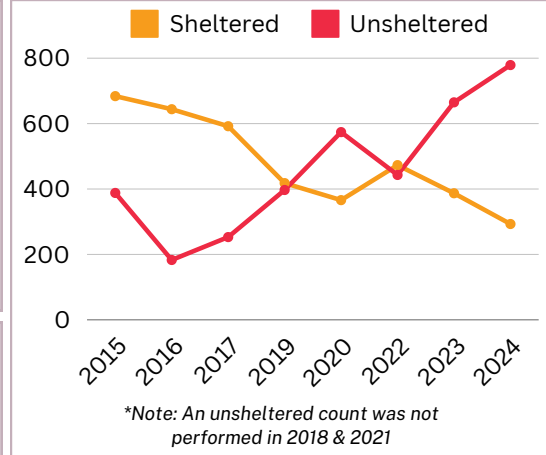


BREVARD HOMELESS COALITION

The PIT count is a count of *sheltered* and *unsheltered* people experiencing homelessness on a single night in January. The data below reflects statistics for Brevard County on those sheltered in Emergency Shelters, Transitional Housing, and Safe Havens, as well as those living unsheltered, living in a place not meant for human habitation such as cars, parks, sidewalks, and abandoned buildings.



1,072
people experienced homelessness in Brevard County on the night of January 25th, 2024



2023 1,052 → **2024 1,072** **2%**
Highest Homeless Count Since 2015!

98% **Unsheltered Household Composition**
2% of households contain children, while the remaining 98% contain adults-only. Single individuals account for 88%, and couples for 11%. Only 2% of households comprise 3+ individuals.

↑17% **779 Unsheltered** on the streets or other places not meant for human habitation
↓24% **293 Sheltered** in Emergency Shelters (56), Transitional Housing (227), or Safe Havens (10)

UNSHeltered CHRONIC HOMELESSNESS
2023 207 → **2024 353** **↑71%**
The chronically homeless accounts for 45% of the unsheltered population

Unsheltered persons with MENTAL ILLNESS, SUBSTANCE USE, & PHYSICAL IMPAIRMENTS

Substance Use Disorder (SUD)
2023 166 → 2024 129

Mental Health Diagnosis
2023 264 → 2024 290

Serious Mental Illness (SMI)
2023 197 → 2024 165

Human Immunodeficiency Virus
14 persons with (HIV) - 71% are connected to treatment

63% of those unsheltered reported a **disabling condition**, yet only **32%** receive disability benefits

UNSHeltered VETERAN HOMELESSNESS
2023 65 → 2024 52 **20%**

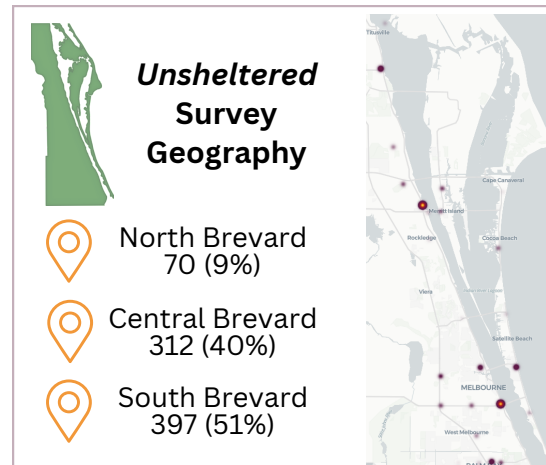
Racial & Ethnic Disparities
BBI unsheltered homelessness has continued to increase at a rate of 2x that for whites. Despite the disparity, the prevalence of sheltered whites is 2x higher than that for BBI.
Black, Brown, Indigenous, People of Color (BBI)

Fleeing Domestic Violence or other dangerous/life-threatening conditions
2023 68 → 2024 109
28% sheltered & 72% unsheltered

UNSHeltered FEMALE HOMELESSNESS **4%**
Women constitute **33%** of the unsheltered, with a slight increase from **248 to 256**, although their proportion declined by **4%**

Unsheltered Linkages to Incarceration
Unsheltered Persons **85%** reported prior incarceration in a county jail and **30%** in a state prison
Incarcerated & classified as homeless upon jail entry
83% (58/70) were residing outdoors
have a history of arrests for survival crimes **69%** (48/70)
34% (24/70) were chronically homeless at entry

YOUTH HOMELESSNESS
Unaccompanied
Children (<18) 2023 19 → 2024 11
Youth (18-24) 2023 34 → 2024 31
Parenting
Children (<18) 2023 0 → 2024 0
Youth (18-24) 2023 5 → 2024 8





2024 POINT IN TIME COUNT

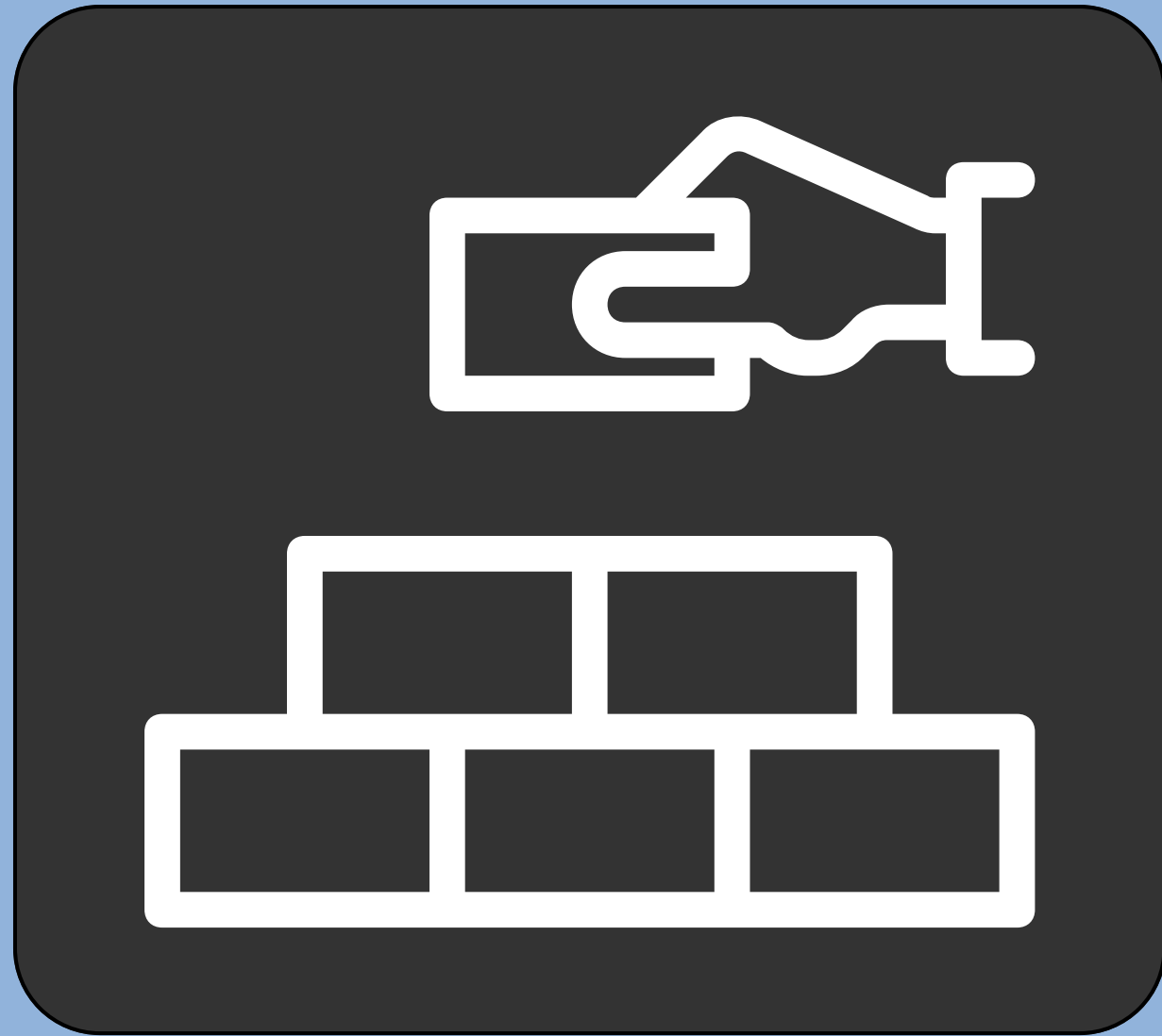
 ***The Results Are In!***

A Year in Review



Housed & Healthy Brevard
Brevard CoC Strategic Plan 2023-2026

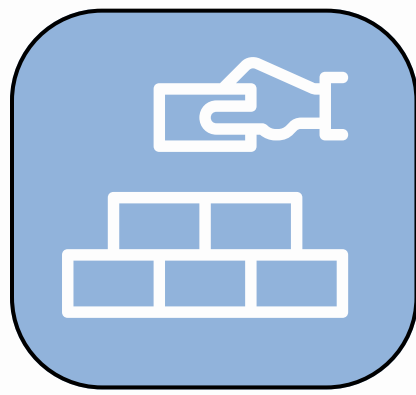
Strengthen



Strengthening the Foundation of our CoC.

Objectives

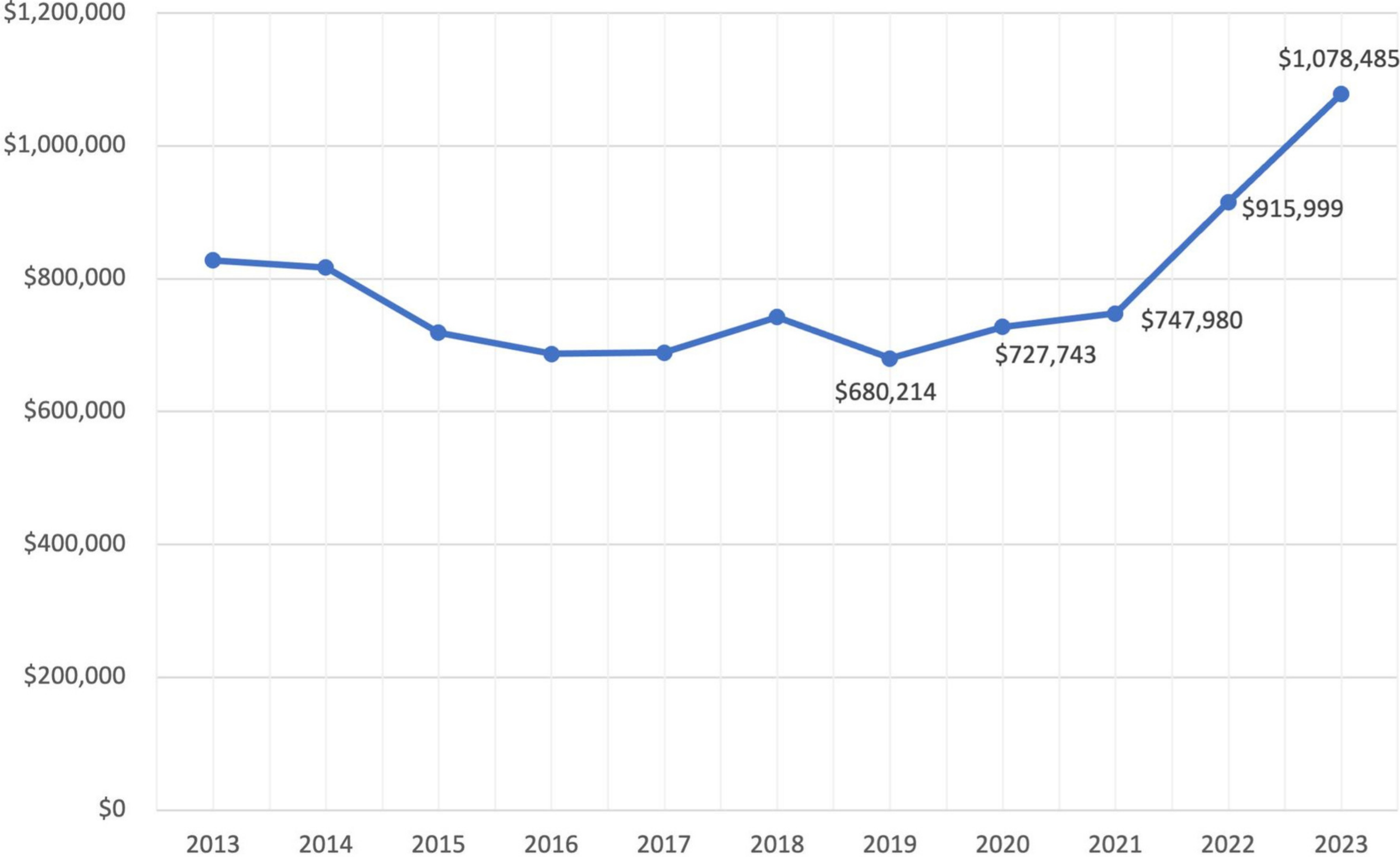
Governance - Committees	Lead Agency Support	HMIS Participation	Alignment
Identify CoC committees and develop guidelines and policies for each committee.	Support the CoC lead agency in obtaining funding for an operational budget from local, state, and federal funding sources.	Increase CoC provider use of the HMIS to document client activity within the homeless system of care.	Partner with cross sector entities (local government, public and private transportation providers) entities on aligned strategic plan elements.



Strengthening the Foundation of our CoC

Measurements	2023	2024
Establishment of Committees Committee structures are in place and approved by the CoC.	Governance Charter had 4 standing committees	Revised Charter added the Housing Committee
Lead Agency Support Support the CoC in obtaining funding.	\$915,999	\$1,078,485
HMIS Participation Increase the # of HMIS participating agencies and projects.	28 agencies	33 agencies
New Partners in the CoC Increase # of partner agencies addressing homelessness issues aligned with the strategic plan.	108 members	142 members

FL-513 Competitive Awards by Year



Reduce

**Reducing homelessness
for vulnerable populations.**



Objectives

- Coordinated Entry
 - Diversified outreach and access
 - Expand participating agencies
 - Increase successful program enrollment & engagement
- Reduce the # of Chronically Homeless Individuals
- Reduce # Experiencing Homelessness due to fleeing Domestic Violence.

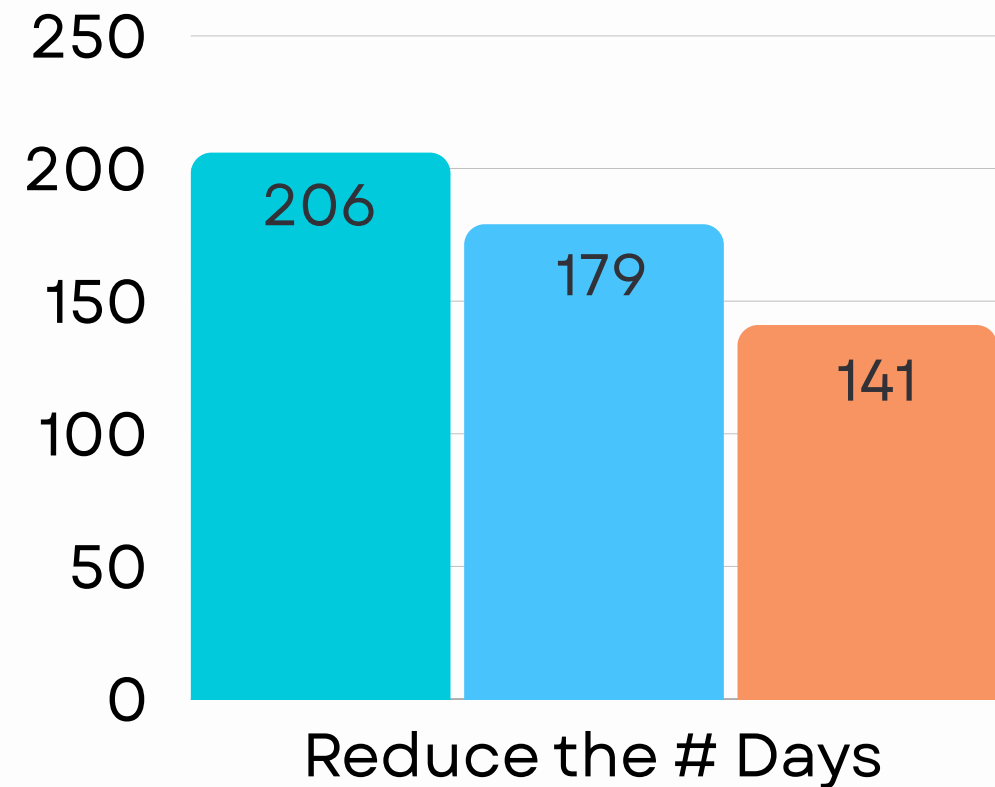
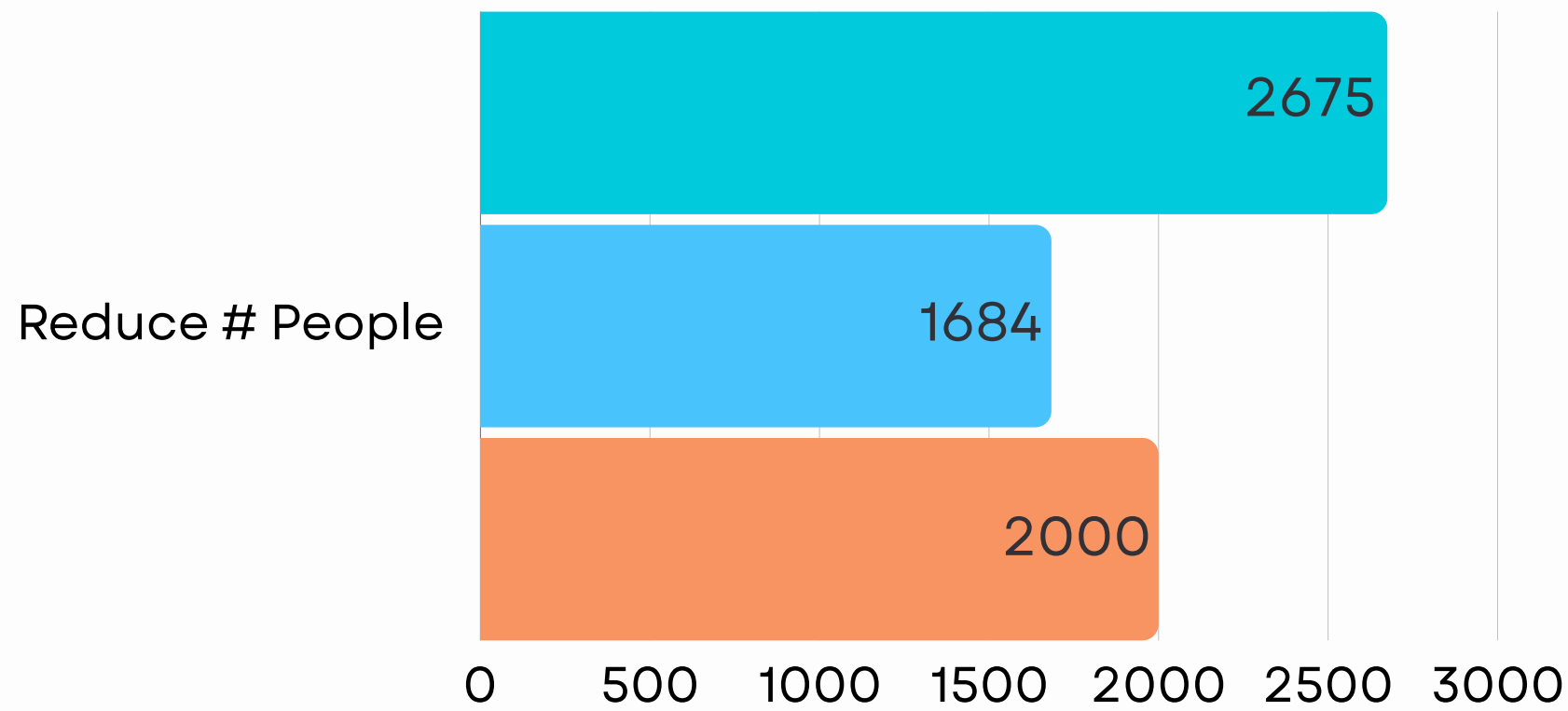
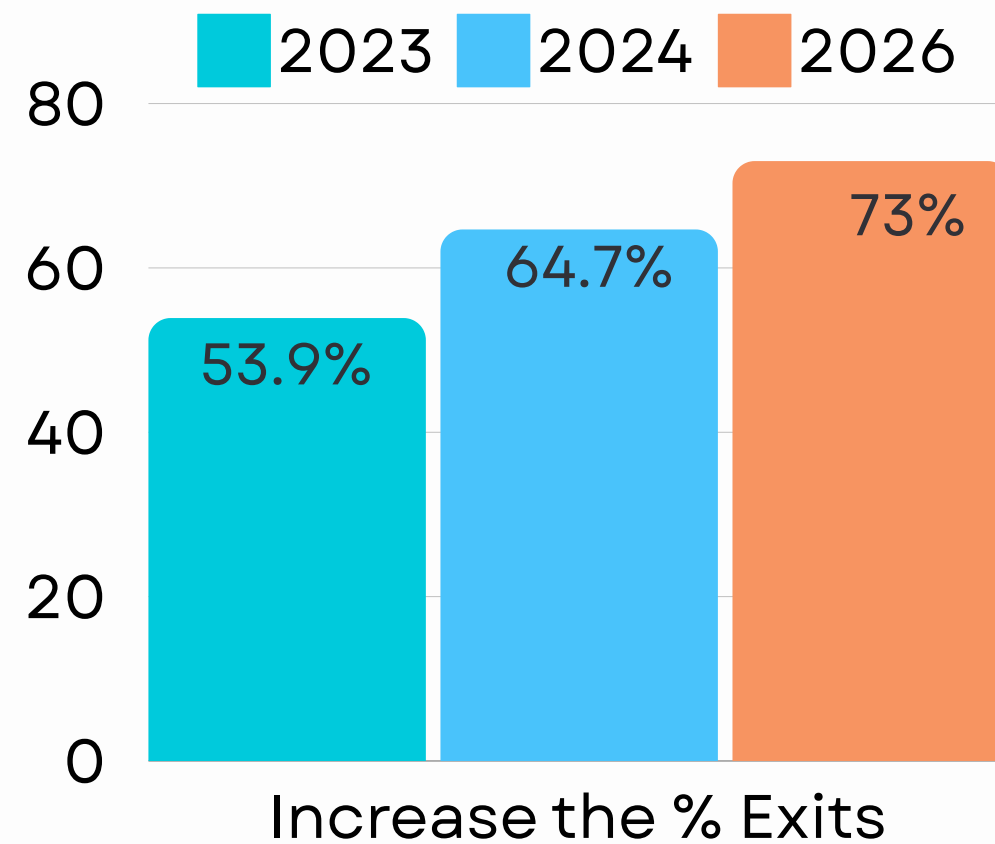
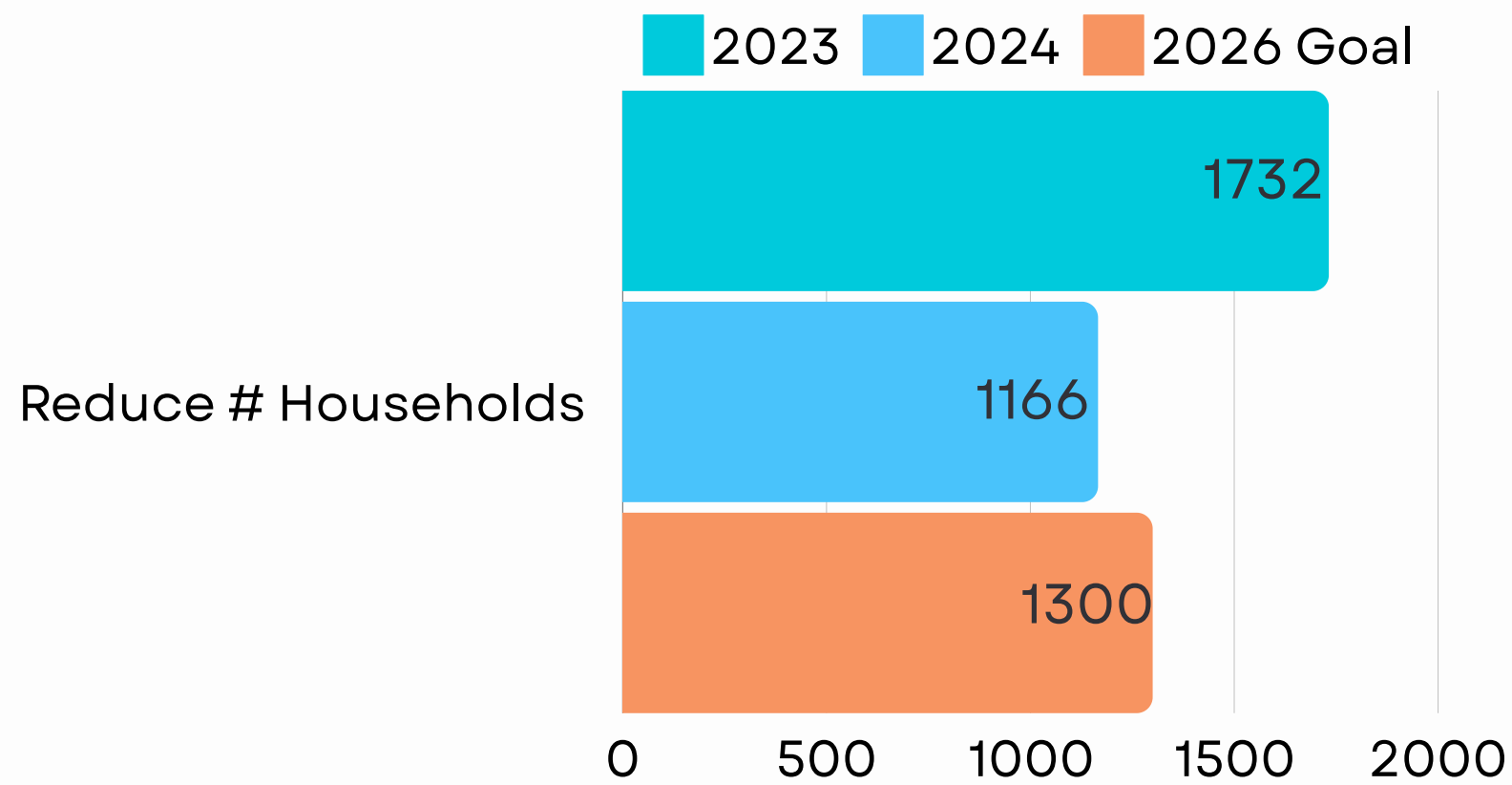


Reducing Homelessness for Vulnerable Populations

Measurements	2023	2024	2026 Goal
# of Households Reduce the # of households and people served in the homeless system.	1732 HHs	1166 HHs	1300 HHs
	2675 Individuals	1684 Individuals	2000 Individuals
# of Days Reduce the average # of days homeless.	206 Avg.	179 Avg.	141 Avg.
% Exits Increase the percentage of successful permanent housing placements and/or retention.	53.97%	64.68%	73%



Reducing Homelessness for Vulnerable Populations



Reduce

**Reducing homelessness
for vulnerable populations.**



- Approx. \$5M less in COVID-19 funding...
- Led to a lowered capacity for providers.
- Significant data clean up in HMIS



Finalize our CoC Coordinated Entry process



Focus on engagement of chronically homeless and enrollment in HMIS



Expand partnerships for increased housing placement opportunities

Prevent

Preventing housing instability through education, healthcare, & case management.



Objectives

- Grow partnerships
- Support case management through best practice training & education
- Communicate Clear Pathways for Support
- Identify Funding

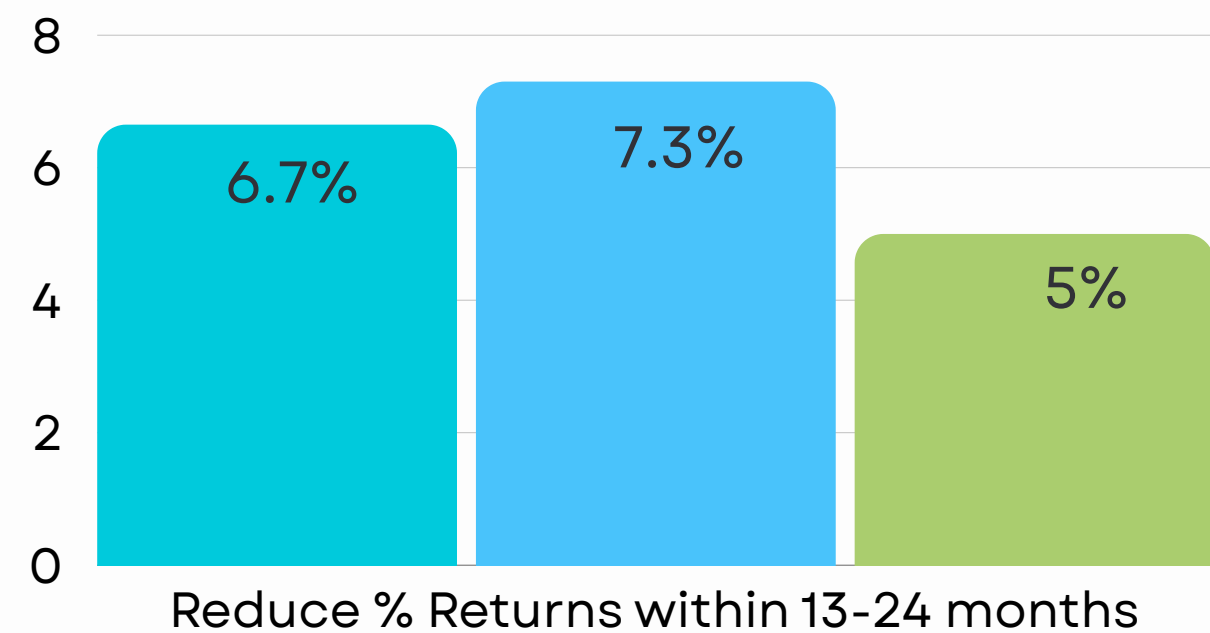
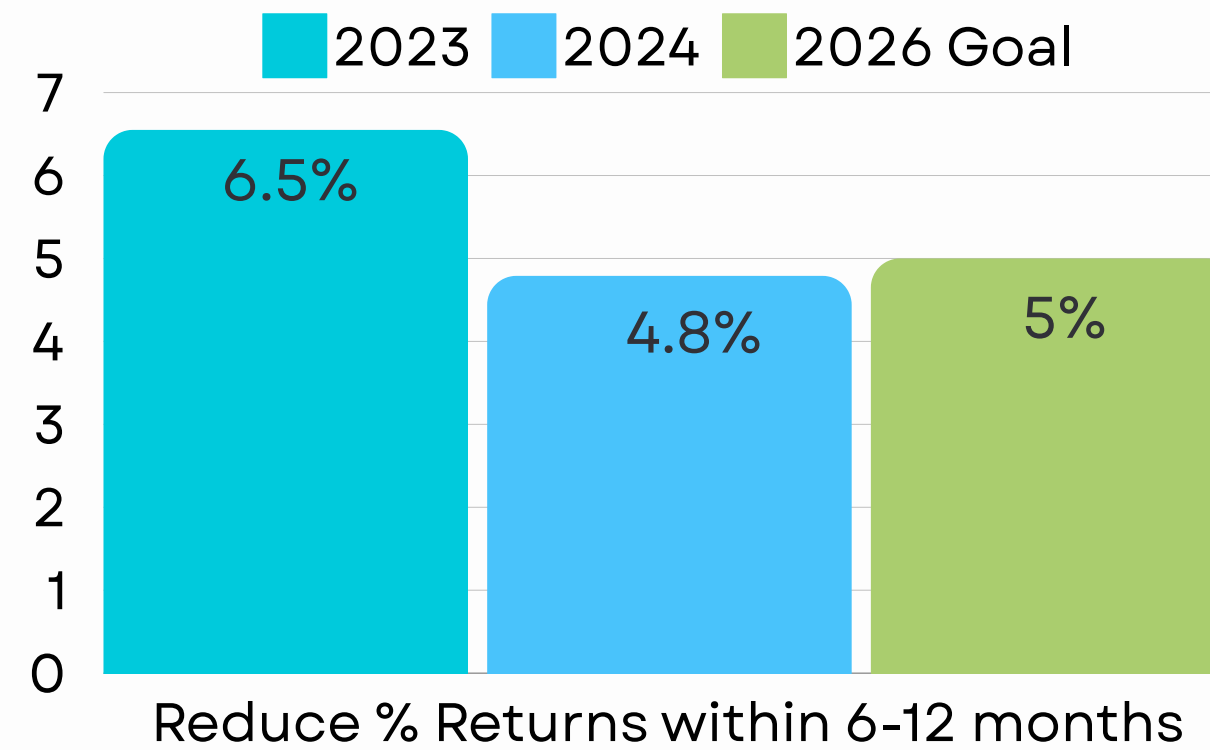
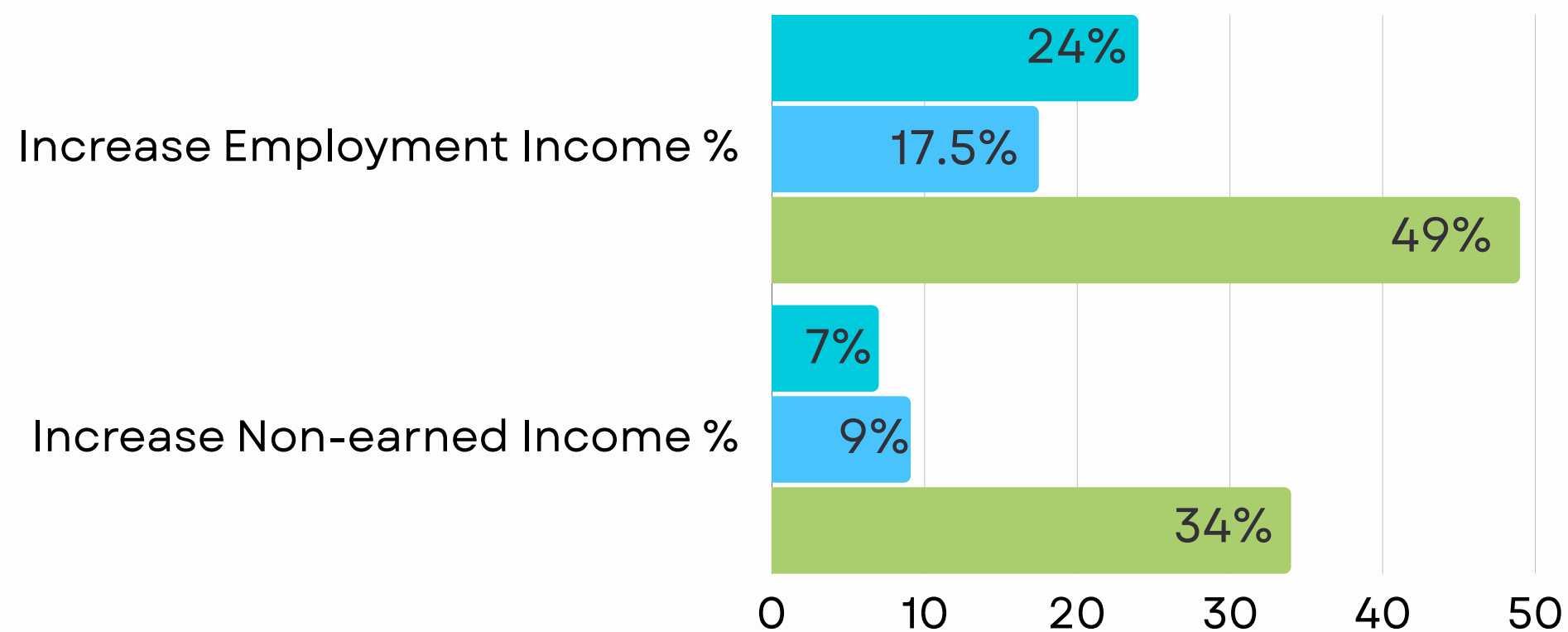
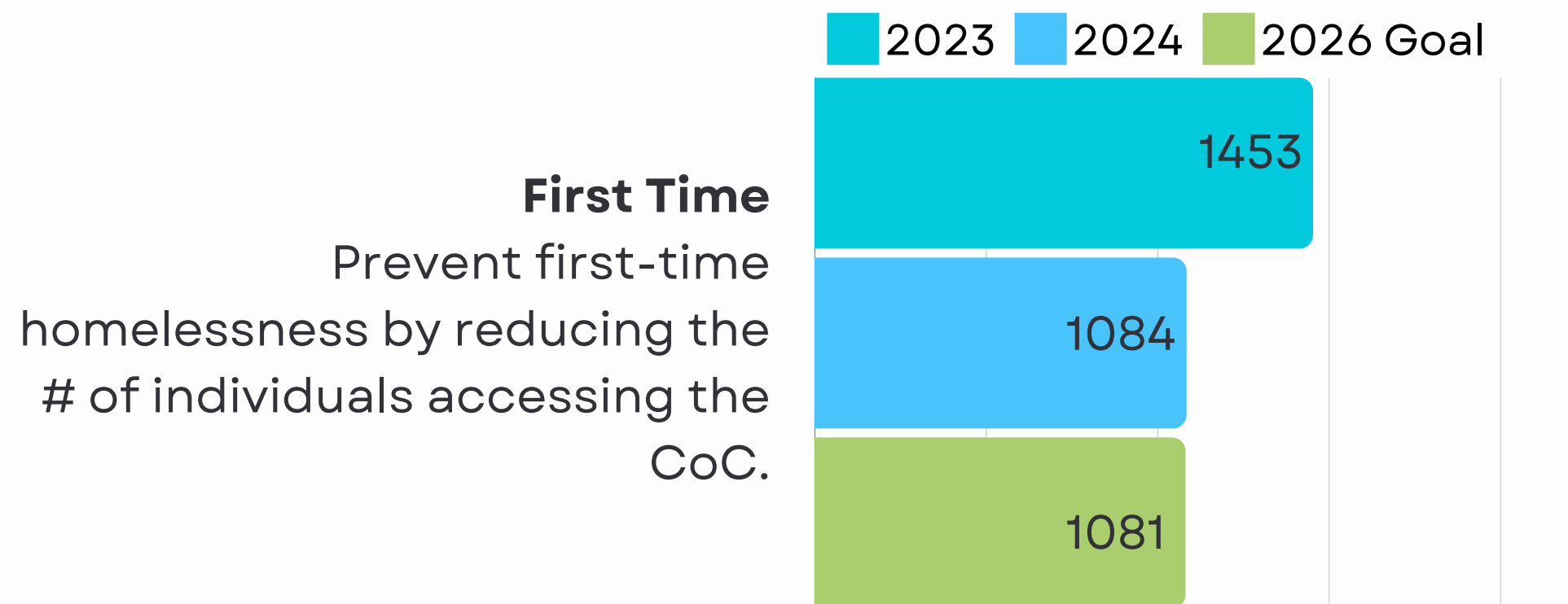


Preventing housing instability through education, healthcare, & case management.

Measurements	2023	2024	2026 Goal
<p>First Time Prevent first-time homelessness by reducing the # of individuals accessing the CoC.</p>	1453 (updated #)	1084	1081
<p>Housing Stability Increase job and income growth for the CoC Program participants (<i>Employment Income and Non-earned Income growth</i>).</p>	Employment		
	24%	17.48%	49%
	Non-earned Income		
	7%	9.09%	34%
<p>Returns Prevent returns to homelessness after permanent Placement within 6-12 months and 13-24 months.</p>	6 - 12 months		
	6.55%	4.79%	5%
	13-24 months		
	6.65%	7.3%	5%



Preventing housing instability through education, healthcare, & case management.



Prevent

Preventing housing instability through education, healthcare, & case management.



- Impact of ERA2 funding
- Ramping up on Crosswalk training



Continue engagement with Career Source Brevard's Crosswalk platform



Identify & deliver quality case management trainings



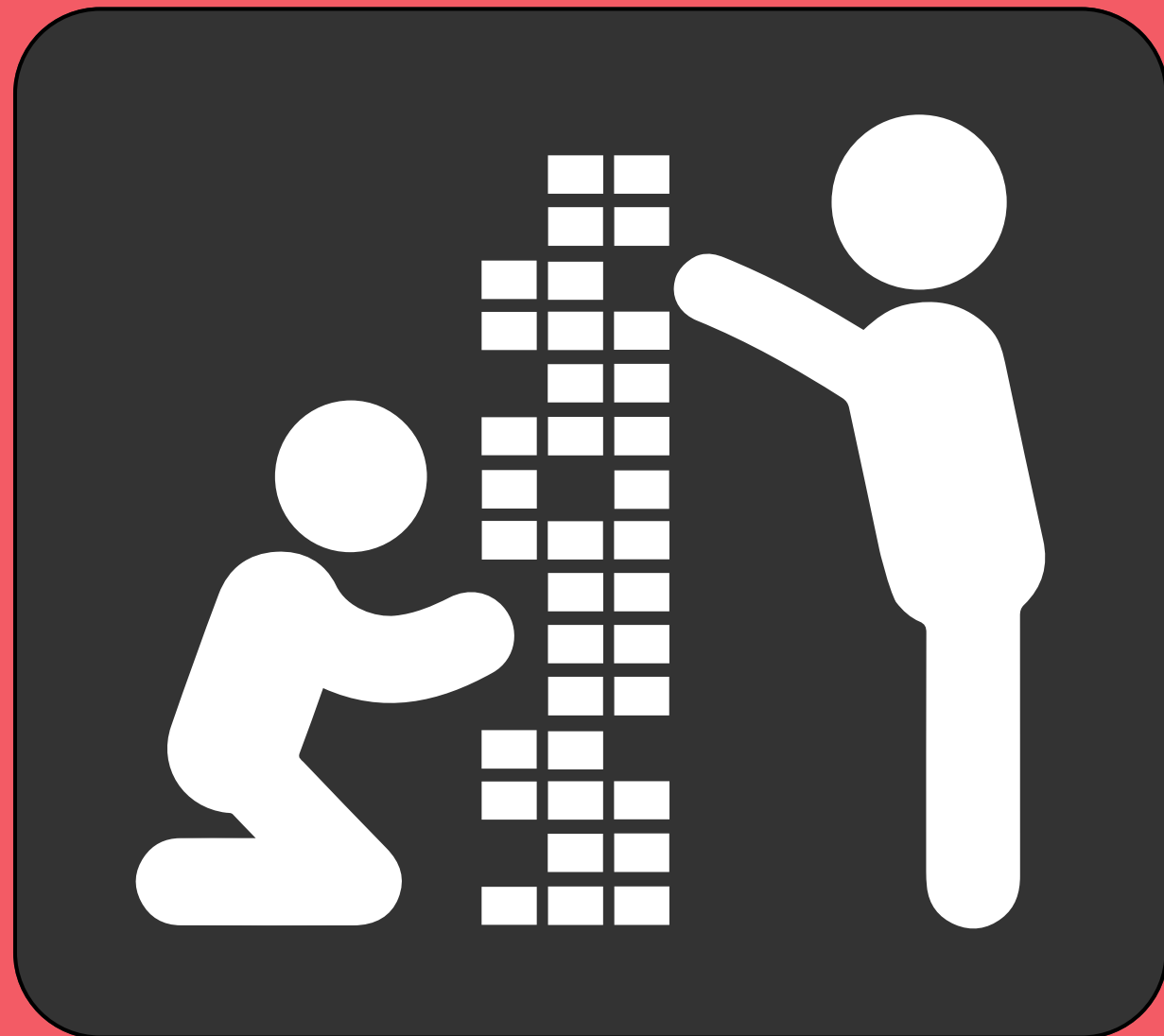
Increase accurate documentation in HMIS



Develop relationship with Circles of Care and healthcare providers

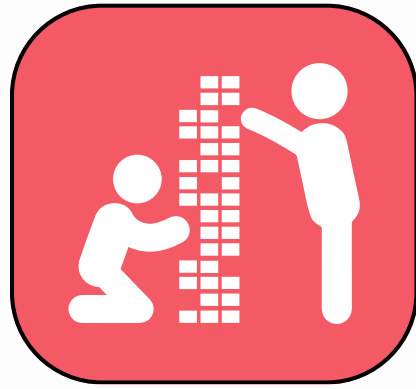
Build

Building homes, shelter beds, resources, and partnerships.



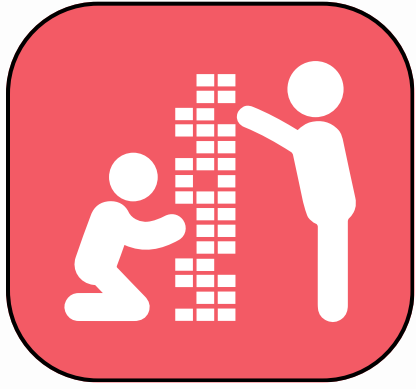
Objectives

- Develop GIS Asset Map of Homeless System of Care
- Create flow process between providers of Shelter Beds and Permanent Housing (RRH/PSH)
- Increase supply of housing focused Shelter Beds, Permanent Supportive Housing and Rapid Rehousing units
- Build multi-sector partnerships to increase affordable housing supply



Building homes, shelter beds, resources, and partnerships.

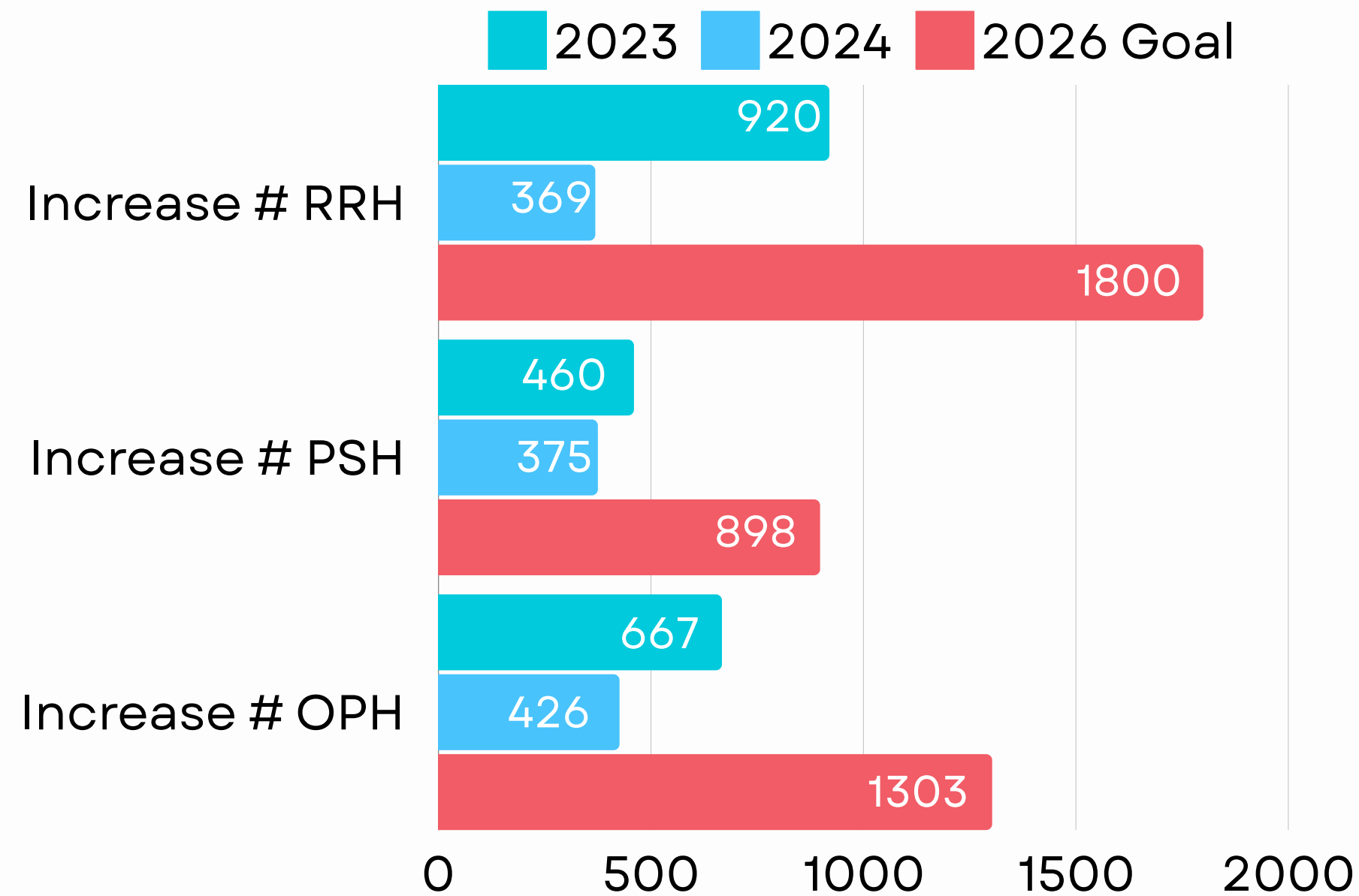
Measurements	2023	2024	2026
<p># of Homes Increase the number of Rapid Rehousing and Permanent Supportive Housing Beds available.</p>	RRH: 920	RRH: 369	RRH: 1800
	PH/PSH: 460 (updated)	PH/PSH: 375	PH/PSH: 400
	PH/OPH: 667	PH/OPH: 426	PH/OPH: 461
<p># of Shelter Beds Increase the number of Shelter Beds available.</p>	ES: 221	ES: 73	1200 Total
	SH: 21	SH: 17	
	TH: 352	TH: 271	



Building homes, shelter beds, resources, and partnerships.

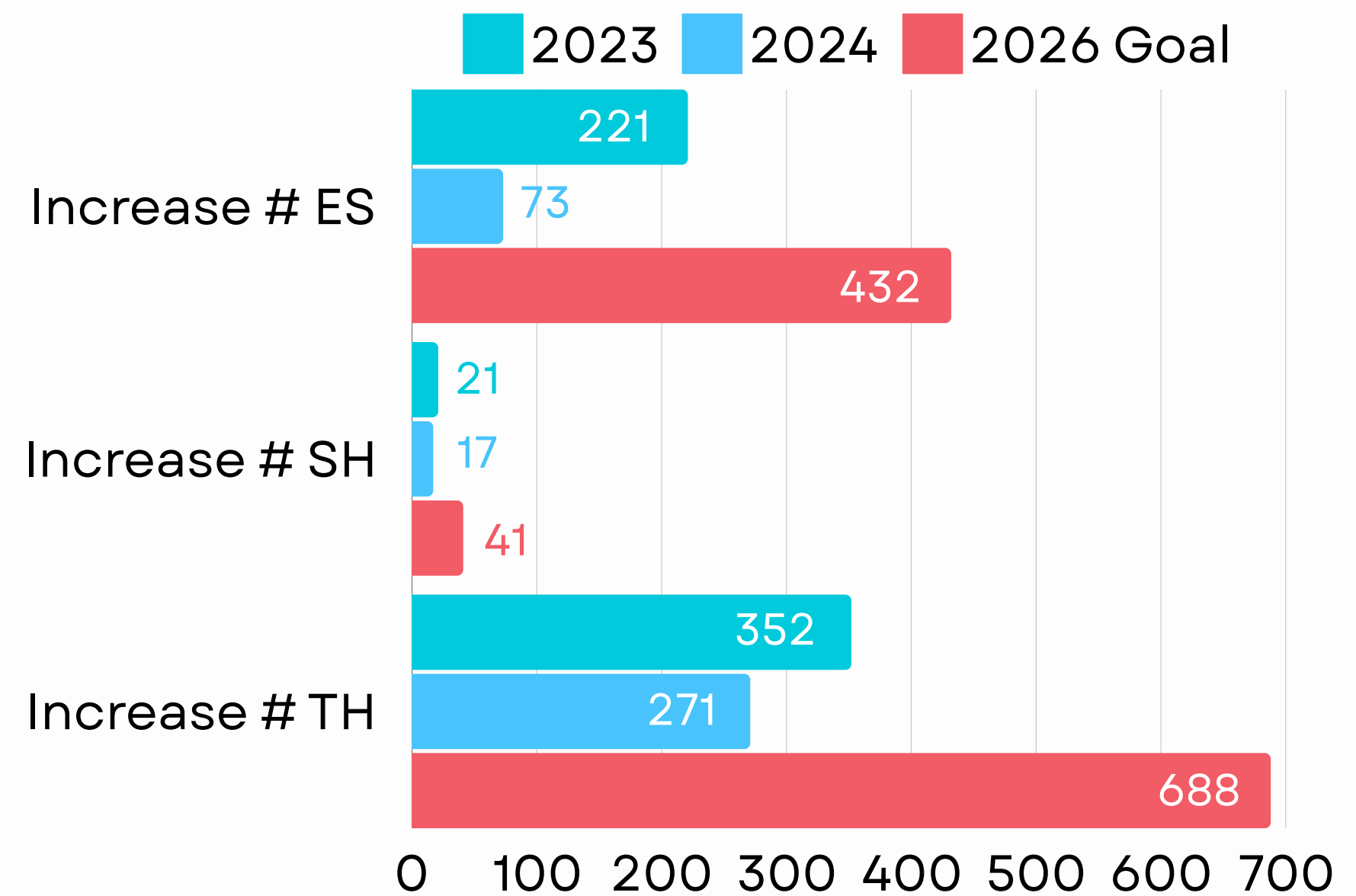
of Homes

Increase the number of Rapid Rehousing and Permanent Supportive Housing Beds available.



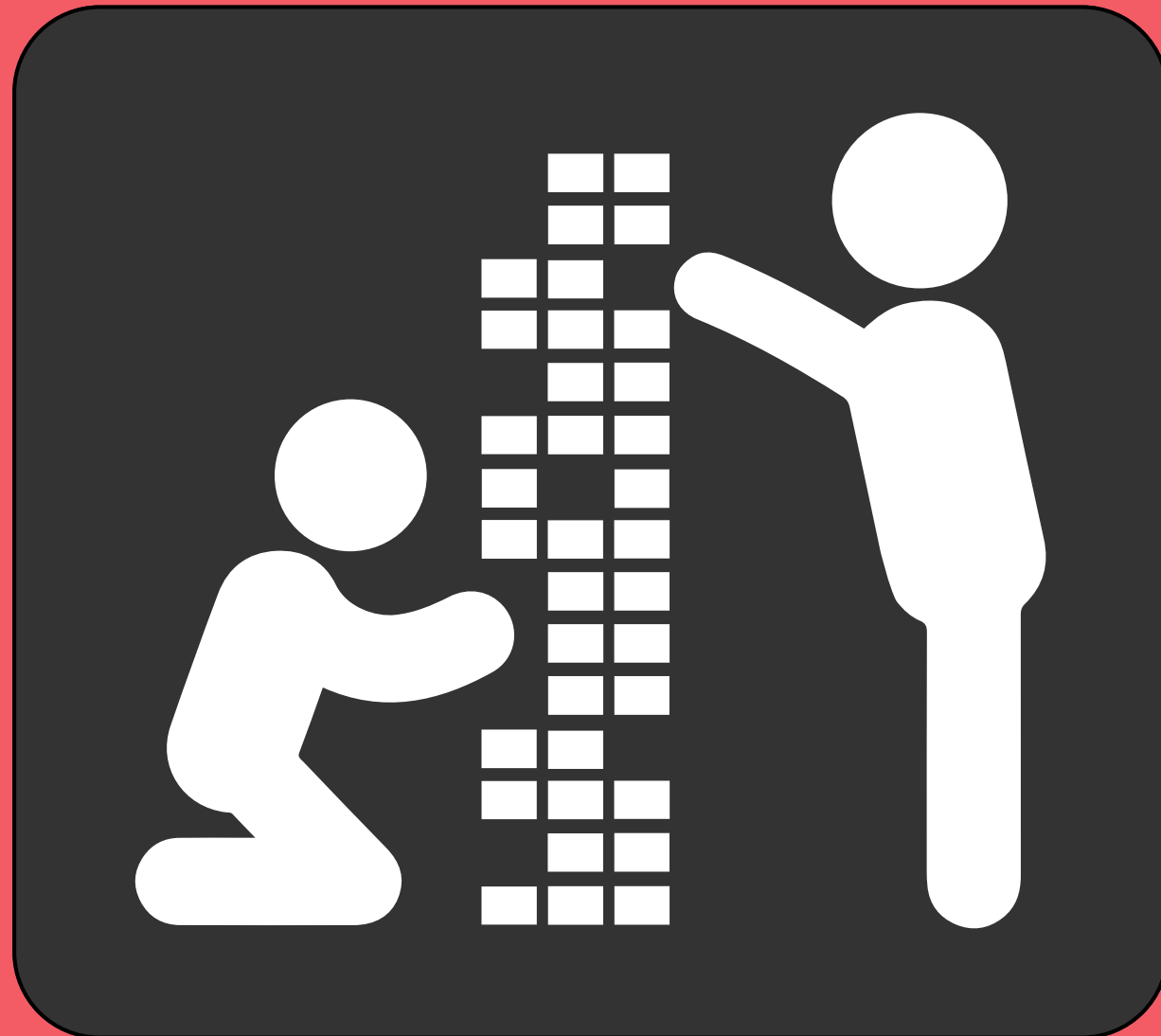
of Shelter Beds

Increase the number of Shelter Beds available.

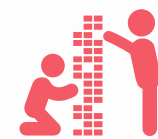


Build


Building homes, shelter beds, resources, and partnerships.



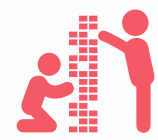
- Data Cleanup in HMIS
- Approx. \$5M less in COVID-19 funding...
- Led to decreased sheltering in hotels and for shelter providers.
- Reduction in Housing Authorities homeless preference and therefore loss of vouchers
- Limited housing supply




Incentivize data quality & program performance



Support the new Housing Committee of the CoC



Engage & meet with landlords and private sector developers



Continue to move forward with asset mapping

Share



Sharing our story through data.

Objectives

Data Analytics	Dashboard	Communicate
<p>Analyze data from the HMIS to determine if goals and objectives are being met.</p>	<p>Create a community dashboard to communicate strategic plan updates and outcomes.</p>	<p>Tell the story of homelessness in our community.</p>



Sharing our Story through Data

Measurements	2023	2024
<p>System Performance Measurements SPMs reflect the strategic plan goals.</p>	<p>Tracked SPMs to report on objectives</p>	<p>Continued tracking SPMs + objectives HMIS data clean up for accuracy LSA, SPMs submitted HIC/PIT - April 28th Data quality and program performance</p>
<p>Dashboard Create a community dashboard.</p>	<p>Began exploring types of community dashboards and asset maps</p>	<p>Explored asset mapping software Met with the “32922 Crew” (Lead Brevard project) In discussions with Parrish & N. Brevard Coalition to bring model to the north</p>
<p>Communicate Tell the story of homelessness in our community.</p>	<p>Connected with print and tv media - 2 articles</p>	<p>Connected with print and tv media around the homeless memorials and PIT Count - 6 articles and 2 tv stories</p>

*Let's Keep Moving Forward,
Together!*



Housed & Healthy Brevard
Brevard CoC Strategic Plan 2023-2026



COMMUNITY ANNOUNCEMENTS AND CONNECTIONS



HB 1365 ANTI-CAMPING BILL



Brevard County AFFORDABLE HOUSING SUMMIT 2024

321...Housed and Healthy Brevard

May 31, 2024

9:00 AM - 4:00 PM

Space Coast Convention Center
Exit 201 – I-95, Cocoa, FL

RSVP



In accordance with the Americans with Disabilities Act and Section 286.26, Florida Statute, persons needing special accommodations or an interpreter to participate in the proceeding, please notify Brian Breslin at 321-637-5347 or via email at brian.breslin@brevardfl.gov no later than forty-eight hours prior to the meeting.

UPCOMING GENERAL MEMBERSHIP MEETINGS

August 1, 2024


October 3, 2024

February 6, 2025

*** May 1, 2025 *Annual Meeting***

1 MINUTE SURVEY

MEETING
FEEDBACK



BREVARD
HOMELESS
COALITION

Goodbye

SEE YOU NEXT TIME!

